CARRIER RESIDENTIAL AND LIGHT COMMERCIAL PRODUCTS

2017

Carrier

United Technologies

BEIJER REF

150 YEARS IN BUSINESS


Carrier
United Technologies

PRODUCT LINE UP

RESIDENTIAL SOLUTIONS • MONOBLOC AND MONO-SPLIT

Nominal capacity in kW: 2 3 4 5 6 7 8 9 10 11 12 13 14 15 16 17 18

Portable QPD		page 20	2,6 – 3,3 2,5 – 3
Dehumidifier CDG		page 22	
Window KWF		page 24	2,8 – 3,5
Wall mounted 42QHC/38QHC		page 26	2,7 – 6,4 2,9 – 7
Console 42QZA/38QUS		page 34	2,6 – 4,4 2,9 – 5,4

RESIDENTIAL AND SMALL TERTIARY SOLUTION • MULTI-SPLIT

Nominal capacity in kW: 2 3 4 5 6 7 8 9 10 11 12 13 14 15 16 17 18

Unit 2x1 38QUS		page 38	4,1 – 5,5 4,4 – 5,9
Unit 3x1 38QUS			7,4 – 8,3 8,1 – 8,9
Unit 4x1 38QUS			8,4 – 13,3 9,2 – 14
Unit 5x1 38QUS			10,5 – 14,2 10,8 – 15
Wall mounted 42QHC		page 40	2 – 6,4 2,5 – 7
Console 42QZA		page 40	2,6 – 4,4 2,9 – 5,4
Cassette 42QTD		page 41	2,6 – 7 3 – 7
Ducted 42QSS		page 41	2,6 – 7 3,2 – 7,4

SMALL TERTIARY SOLUTION • MONO-SPLIT

Nominal capacity in kW: 2 3 4 5 6 7 8 9 10 11 12 13 14 15 16 17 18

Console / under-ceiling 42QZL/38QUS		page 52	5 – 15,5 5,5 – 17,5
Cassette 42QTD/38QUS		page 56	2,6 – 15,1 3 – 18
Ducted 42QSS/38QUS		page 62	3,5 – 15,5 3,8 – 17,6

CONTROL YOUR WALL AIR CONDITIONERS VIA YOUR SMARTPHONE, EVERYWHERE AND AT ANY TIME

Control your wall-mounted mono-split and set the timer easily with a dedicated application on your phone or tablet.
For example, you can start your air conditioner in advance and enjoy a fresh interior air when you arrive at your home.
All you have to do is add the wifi key (this option is only available on mono and multi split wall residential) under the front panel of the indoor unit to benefit from these features.

Connect the wifi key to the unit
Scan the QR Code or
Download the application “Carrier
Air Conditioner “available on iOS and
Android

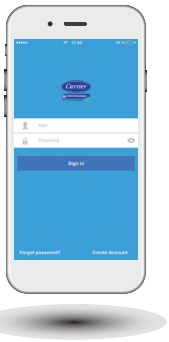

Create your account and log in
Your interior wall units.

Access the intuitive interface, drive
Your air conditioner with a simple
gesture,Turn it on or off, select
Its mode of operation and
Desired remote temperature.

Customize your sleep by adjusting the temperature
Appropriate to your preferences.

Monitor with automatic controls your
Air conditioner, detect any malfunction and receive
information on your smartphone or tablet.


Carrier
United Technologies

Meeting customer needs

Carrier delivers global solutions across a broad range of applications in heating, air-conditioning, refrigeration and beyond.

Home Comfort

Millions of people trust Carrier's leadership and expertise in delivering efficient solutions for their home heating and cooling needs.

Building Solutions

Setting the standard for performance, energy efficiency and sustainability, Carrier offers solutions in air-conditioning, building controls and energy service for the building lifecycle.

Transport Refrigeration

Carrier Transport refrigeration equipment, cold chain monitoring solutions and replacement components ensure the safe, reliable transport of food and beverages, medical supplies and other perishable cargo to people and businesses around the world.

Commercial Refrigeration

Serving the beverage, food service and food retail industries, Carrier's refrigeration solutions are built on next-generation technologies to preserve freshness, ensure safety and enhance appearances of global food and beverage retail.

Natural Leadership

From the very beginning, Carrier has been a natural leader. Not simply for the fact that we created an entirely new and innovative product, but because as we did so, we set the standard in environmental responsibility. Since 1994, we have led the industry in the phase-out of ozone-depleting refrigerants while introducing many of the world's most energy-efficient heating, air-conditioning and refrigeration systems.

Preservation of the environment and protecting our world's finite natural resources is a central tenet of our business. We recognize the vital importance of maintaining a responsible balance between the comfort we create today and the world we live in tomorrow.

COMMITMENT

Green products start at a green company. At Carrier, environmental stewardship is a core value that is reflected daily in our products, services and operations, and in the culture of our enterprise.

Carrier's comprehensive environment, health and safety program has been in effect for more than 20 years. That is why we have been able to achieve milestones like reducing our greenhouse gas emissions by 35 percent and water usage by 27 percent on an absolute basis from 2006 to 2011. Never resting on our accomplishments, we have three factories certified by the U.S. Green Building Council® under the LEED® rating system.

LEADERSHIP

From the very beginning, Carrier has been a natural leader. With the invention of modern air conditioning, Carrier set the standard for the industry it created.

Willis Carrier was a sustainability leader. Utilizing precise cooling processes, his invention enabled countless industries to avoid waste and preserve resources for future generations. Today, preservation of the environment and protecting our finite natural resources remains a central tenet of Carrier's business.

INNOVATION

Carrier products turn energy into useful work. In our research and design, we challenge ourselves to create products that consume fewer resources and produce fewer emissions. Carrier, nearly in every category, offers industry-leading, energy-efficient options for the customers. Carrier continues to invest in research and development, applying the newest technological innovations to create ever more sustainable solutions.

IMPROVE

Through innovations in design and manufacturing, Carrier improves the production processes, the products and services and, ultimately, helps to improve the everyday life of people.

The word 'improve' represents Carrier's belief in continuous improvement of products and services in order to improve people's lives with the minimum possible environmental impact.

CHOOSE 'EUROPEAN HEAT PUMP' CERTIFICATION AND OFFER YOUR CUSTOMERS CERTIFIED COMFORT

EUROVENT CERTITA CERTIFICATION

THE EUROPEAN REFERENCE FOR THE CERTIFICATION OF HVAC&R PRODUCTS

Eurovent Certita Certification is a leading European certification body in the field of Indoor climate - Ventilation and Air quality - Refrigeration and the Food cold chain - with over 20 years of experience.

Based on a voluntary scheme, our certification is open to all manufacturers as well as to distributors who can apply via our Brand Name scheme. We deliver independent and reliable expertise for residential, commercial, and industrial applications. We certify product performances according to both European and international standards, and our certification processes include yearly factory assessment audits, software audits, and thirdparty product testing.

ENHANCING THE CONSUMER EXPERIENCE

Certification delivered by Eurovent Certita Certification provides important benefits for end-users that will guide them in their choice when purchasing certified products.

SAVING ENERGY AND MONEY

Certification helps to reduce energy costs and saves money. Based on product performance data that have been independently measured and verified, our online database allows client to search between hundreds of certified models, enabling a fair product comparison to select the most cost effective solution.

By a simple, 24/7 connection to our website www.eurovent-certification.com you can download Product Preformance Reports that provide detailed performance features and values such as the COP (Coefficient Of Performance) or the Sound Power Level.

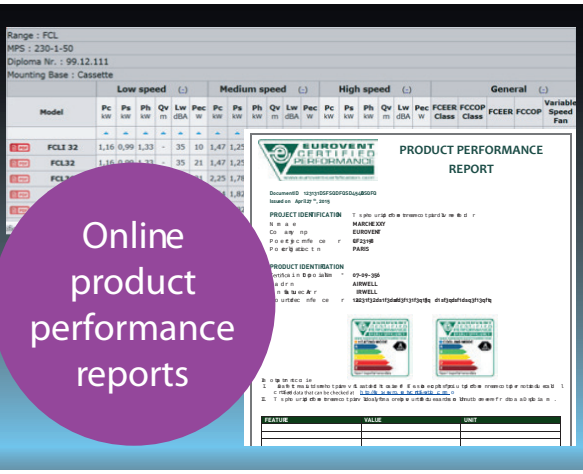

Online product performance reports

And when it comes to quickly identifying the best energy efficient system, end-users can also rely on our energy efficiency labels that will guide them in their decision thanks to a clear display of the energy class, from A+ to E. Our robust ranking method is based on regular measurements of the actual units by independent testing laboratories. As a result, expectations for energy efficiency are fully met.

GUARANTEEING COMFORT

Third party certification, with its independent, stringent standards and processes, helps accelerate product improvements, enhancing the performance of certified products launched on the market. In addition to offering increased comfort, it also enables end-users to make healthy and sustainable product choices.

INCREASING CONSUMER CONFIDENCE

At last, our certification marks do not only give guidance but also confidence in the products. They guarantee that the products have been accurately tested and rated by an accredited and independent third-party and that they conform to standards and will perform as advertised.

This catalogue is dedicated to residential & light commercial products offered by Carrier. All products are following the New European Design Directive

The New Energy Label

Since 1995 the label has helped customers to make an informed choice when purchasing an appliance. In 2003, the success of the labeling scheme led the European Union to introduce two new classes for refrigerating appliances, A+ and A++. These new categories were placed on top of the A class to respond to a market-led demand for environmental-friendly products and to incentivize suppliers to develop even more efficient products in this category.

Revision of the label was necessary to ensure continued transparency and clarity of information for consumers. The label has been a driver of technological progress in appliances. Advances in product design now means that the energy label must be updated to remain informative and relevant. It will also continue to stimulate innovative efficiency gains.

The European Union has approved new labels to indicate energy efficiency beyond A. The new framework Directive entered into force on 19 June 2010. It introduces a new energy label layout which has nonetheless kept its uniform and simple design characteristics across the different product categories.

The basic elements of the new label are:

- The initial A to G classification scale
- Colours from dark green (high energy efficiency) to red (low energy efficiency)
- Size of the label

Additional elements have been introduced:

- Depending on the product group, up to three additional classes (A+, A++, A+++) are added to the previous A-G classification scale. But the seven-class structure of the old labeling system will be preserved: the introduction of new classes above A will be accompanied by the removal of existing bottom classes, from G upward.

- The new label is language-neutral: this is achieved by replacing text with pictograms which inform consumers about the characteristics and performance of the given product.

- Each single product will be supplied with the full new label. The current practice in some countries to provide the basic label and the data strip separately will not be necessary any more.

- Where energy-related or price information is disclosed, any advertisement for a specific model will bear a reference to the energy efficiency class of the product.

New European Eco Design Directive

The objective of the new European Eco Design Directive is the integration of environmental aspects into product design with the aim of improving the environmental performance of the product throughout its whole life cycle. Energy efficiency values, together with the sound levels of the units, will be reflected in the new Energy label to allow end-customers to do better and environmentally sensible choice.

Apart from the user's behavior, there are two complementary ways of reducing the energy consumed by products: the labeling to raise the awareness of consumers and the energy efficiency requirements imposed to products on the design phase.

Stage 1

From 1 january 2013

Air-conditioners, shall correspond to minimal energy efficiency requirements

REQUIREMENTS FOR MINIMAL ENERGY EFFICIENCY		
	SEER	SCOP (Aver. heating season)
If GWP of refrigerant > 150	4,6	3,8
If GWP of refrigerant ≤ 150	4,14	3,42

The requirements on sound power shall relate to the standard rating conditions are listed below

REQUIREMENTS FOR MAXIMUM SOUND POWE LEVEL			
Rated capacity ≤ 6 kW		6 < Rated capacity ≤ 12 kW	
Indoor sound power level in db (A)	Outdoor sound power level in db (A)	Indoor sound power level in db (A)	Outdoor sound power level in db (A)
30	65	65	70

Stage 2

From 1 january 2014

Air-conditioners, shall correspond to minimal energy efficiency requirements

REQUIREMENTS FOR MINIMAL ENERGY EFFICIENCY						
	Air-conditioners, except double and single duct-conditioners		Double duct air-conditioners		Single duct air-conditioners	
	SEER	SCOP (Aver. heating season)	EER rated	COP rated	EER rated	COP rated
If GWP of refrigerant > 150 for 6 kW	4,6	3,8	2,6	2,6	2,6	2,04
If GWP of refrigerant ≤ 150 for 6 kW	4,14	3,42	2,34	2,34	2,34	1,84
If GWP of refrigerant > 150 for 6-12 kW	4,3	3,8	2,6	2,6	2,6	2,04
If GWP of refrigerant ≤ 150 for 6-12 kW	3,87	3,42	2,34	2,34	2,34	1,84

New Energy labeling for air-conditioners

Under the new labeling the energy efficiency of air-conditioning systems will be calculated based on seasonal performance.

For calculating heating seasonal performance the EU is divided into three climate zones, this ensures the energy efficiency calculation applies the actual regional ambient temperatures.

- Warmer - annual temperatures of Athens
- Average - annual temperature Strasbourg
- Colder - annual temperature of Helsinki

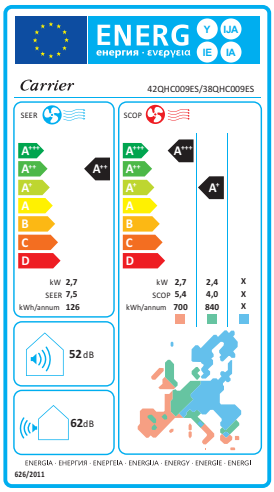

ENERGY EFFIENCY CLASS	SEER	SCOP
A+++	SEER ≥ 8,50	SCOP ≥ 5,10
A++	6,10 ≤ SEER < 8,50	4,60 ≤ SCOP < 5,10
A+	5,60 ≤ SEER < 6,10	4,00 ≤ SCOP < 4,60
A	5,10 ≤ SEER < 5,60	3,40 ≤ SCOP < 4,00
B	4,60 ≤ SEER < 5,10	3,10 ≤ SCOP < 3,40
C	4,10 ≤ SEER < 4,60	2,80 ≤ SCOP < 3,10
D	3,60 ≤ SEER < 4,10	2,50 ≤ SCOP < 2,80

WARMER (ATHENS)				AVERAGE (STRASBOURG)				COLDER (HELSINKI)			
Temperatures Conditions				Temperatures Conditions				Temperatures Conditions			
Partial load	Outdoors		Indoors	Partial load	Outdoors		Indoors	Partial load	Outdoors		Indoors
	DB	WB	DB		DB	WB	DB		DB	WB	DB
-	-	-	20˚C	80%	-2˚C	-2˚C	20˚C	61%	-7˚C	-8˚C	20˚C
100%	2˚C	1˚C	20˚C	54%	2˚C	1˚C	20˚C	37%	2˚C	1˚C	20˚C
64%	7˚C	6˚C	20˚C	35%	7˚C	6˚C	20˚C	24%	7˚C	6˚C	20˚C
29%	12˚C	11˚C	20˚C	15%	12˚C	11˚C	20˚C	11%	12˚C	11˚C	20˚C

Climate zones for calculating Cooling (SEER), only one climate zone for calculating Cooling efficiencies. The climate data for Strasbourg is the single reference point for the whole of Europe.

SEER			
Temperatures Conditions			
Partial load	Outdoors		Indoors
	DB	WB	DB
21%	20˚C	27˚C	19˚C
47%	25˚C	27˚C	19˚C
74%	30˚C	27˚C	19˚C
100%	35˚C	27˚C	19˚C

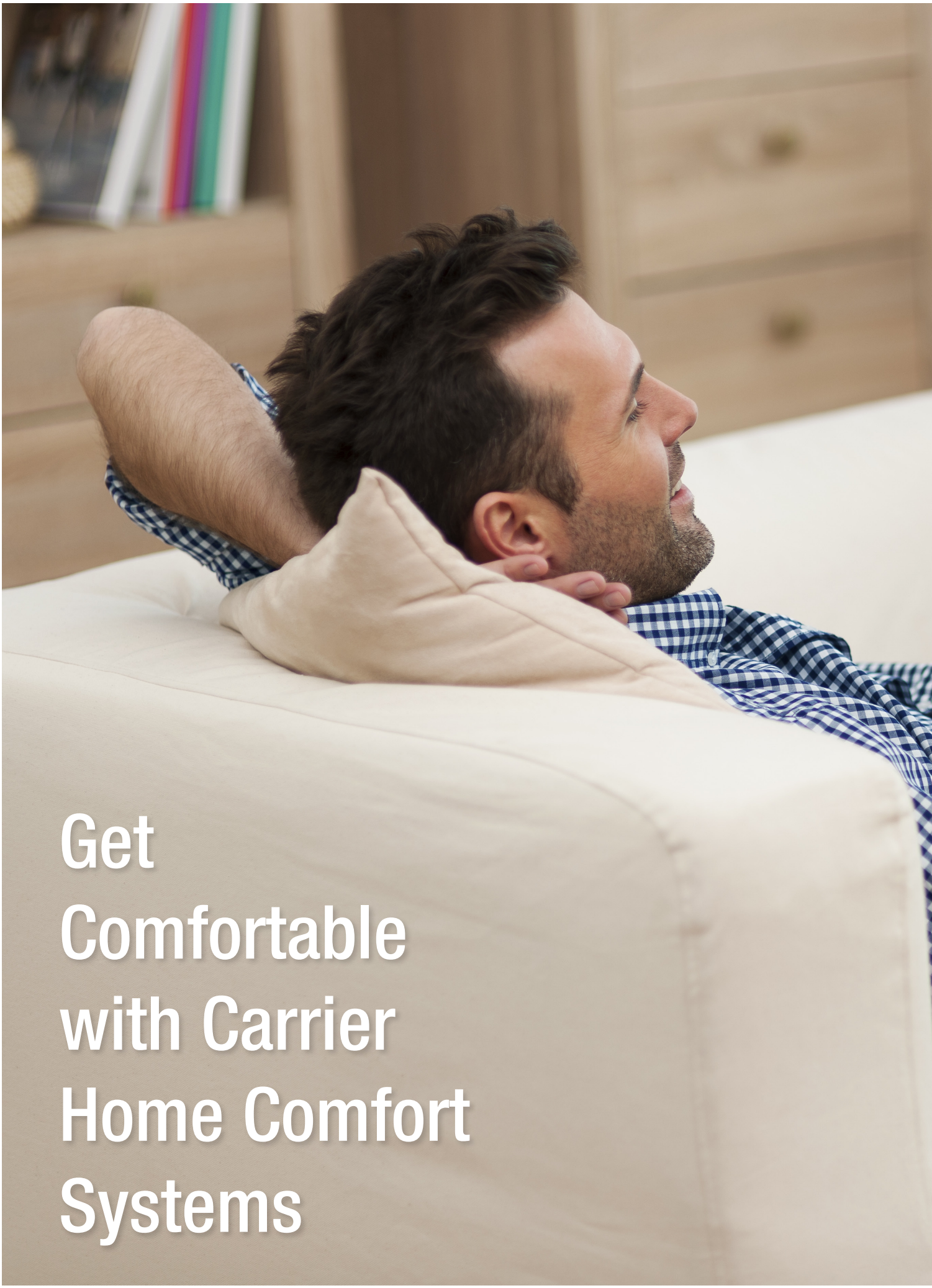

Get Comfortable with Carrier Home Comfort Systems

HOME COMFORT SOLUTIONS

Carrier helps millions of people take control of home comfort with innovative solutions.

QUIET CONSISTENCY AT HOME

Carrier home comfort solutions can provide consistent temperature, humidity and air quality from room to room, hour to hour and minute to minute.

ENERGY-EFFICIENT HOME HEATING AND AIR-CONDITIONING

Carrier heating and cooling products are among the world's most energy efficient and reliable products.

EXPERT INSTALLATION AND AFTER SALES SUPPORT

Proper installation is critical to keeping you comfortable. Our independent partners work with you before installation to custom design a solution that will meet the unique needs of your home. And beyond installation, you can count on Carrier experts for the after sales support.

INDOOR AIR QUALITY

Clean air is a key component of a healthy home. That's why Carrier, as part of your home heating and cooling solution, offers a wide range of air quality solutions that they can help reduce or even eliminate many allergens and harmful air pollutants.

Home heating and cooling expertise

SINGLE SPLIT SYSTEMS

R410A/R290

Portable | 51QPD

FEATURES

Carrier offers an alternative air-conditioning solution for houses and small offices with limited space availability.

- A single solution for cooling and heating.
- Suitable for room sizes of approximate 13-29 m^2.
- Slim and fashionable design.
- Comfortable regulation by remote control with follow me function.
- Ideal air distribution by adjustable air outlet grid.
- Castors and side-carry handles makes it easy to move.
- No need for water bucket due to automatically recycle condensate of evaporator.
- Intelligent on-off technology enables the unit to automatically enter energy-saving mode when on standby mode.

Remote controle

TECHNICAL SPECIFICATIONS

UNIT		51QPD009NS	51QPD012NS	51KPD010NS
Cooling capacity	kW	2,6	3,3	2,9
Heating capacity	kW	2,5	3,0	n.a.
Temp range	°C	17~35	17~35	17~35
EER / COP		2.7 / 3.0	2.6 / 2.8	3.1/ n.a.
Energy label		A / A+	A / A+	A+ / n.a.
Power supply	V-ph-Hz	220-240V, 1ph, 50Hz	220-240V, 1ph, 50Hz	220-240V, 1ph, 50Hz
Standard current (cooling)	A	4,4	5,9	6,0
Standard input (cooling)	W	1010	1350	1150
Standard current (heating)	A	3,6	5,00	n.a.
Standard input (heating)	W	800	1130	n.a.
Refrigerant		R410A	R410A	R290
Refrigerant amount	kg	0,45	0,42	0,21

UNIT				
Sound power level	dB(A)	63	64	64
Sound pressure level (high/med/low/silence)	dB(A)	52/50/48	52/50/48	52/50/48
Airflow (high/med/low/silence)	m3/h	380	380	400
Weight	kg	30.5	34	31.5
Dimensions (WxDxH)	mm	466x397x765	466x397x765	466x397x765

CONDENSATE REMOVAL

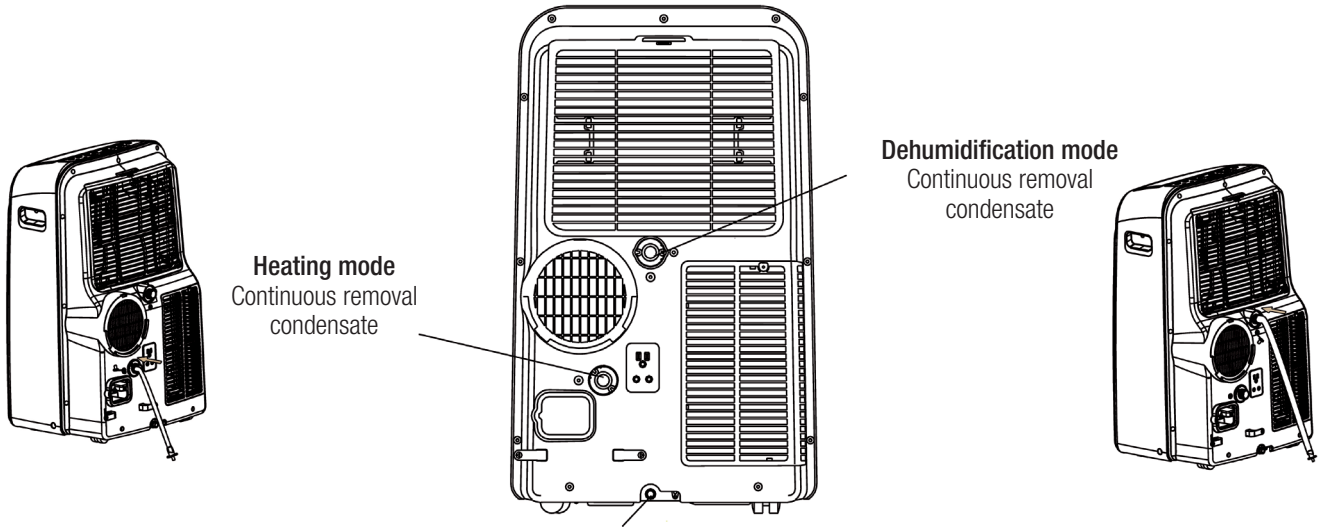

Hose and tip provided in kit. Automatic operation

Carrier
United Technologies

www.beijerref-carrier.com

Dehumidifier | 51CDG

FEATURES

High humidity levels that can be dangerous to you and your home beyond feelings of discomfort

- Cost-effective, energy-efficient and user-friendly
- Electronic control.
- Discreet control of the relative humidity and reduction of allergens such as dust mites, mold and dry rot.
- Dryer mode: A smart and cost – effective way to dry your laundry.
- Condensed water is led directly into the drain or into a water tank.
- Automatic switch off when the tank is full.
- Auto restart: if the unit breaks off unexpectedly due to the power cut, it will restart with the previous function setting automatically when the power resumes.
- Smart dehumidifying mode: the unit will automatically control room humidity in a comfortable range 45%~55% accordingto the room temperature.

Unit

TECHNICAL SPECIFICATIONS

UNIT		CDG105E	CDG165E	CDG205E	CDG305E
Moisture removal	L/day	10	16	20	30
Application area	m2	16-31	29-44	37-52	58-73
Temp range	°C	5~35	5~35	5~35	5~35
Power supply	V-ph-Hz	220-240V, 1ph, 50Hz	220-240V, 1ph, 50Hz	220-240V, 1ph, 50Hz	220-240V, 1ph, 50Hz
Standard current (cooling)	A	1,2	1,75	1,85	2,85
Standard input (cooling)	W	260	375	400	605
Refrigerant		R134A	R134A	R134A	R410A
Refrigerant amount	kg	0,11	0,1	0,13	0,19

UNIT					
Sound pressure level (high/low)	dB(A)	47/43	47/43	47	50/45
Airflow (high/low)	m3/h	200	200	200	220
Weight	kg	10.5	12	12	15.5
Dimensions (WxDxH)	mm	350x238x510	350x238x510	350x238x510	400x254x562

Carrier
United Technologies

www.beijerref-carrier.com

Window Inverter | 51KWF

FEATURES

- Monoblock, cooling only, new generation
- High-performance mobile alternative
- Refrigerant R32, more environmentally friendly
- Easy installation
- Hermetic refrigeration unit (monobloc), simple plug&play
- Specially adapted for professional premises (Modular constructions for building sites, bungalows Tourism and seasonal activities, etc.)
- Homogeneous and quiet air distribution for daily comfort
- Supplied with remote control and window kit

Unit

Remote controle

TECHNICAL SPECIFICATIONS

UNIT		51KWF009	51KWF012
Cooling capacity	kW	2,8	3,5
Temp range	°C	17~32	17~32
SEER		5.1	5.1
Energy label		A	A
Power supply	V-ph-Hz	220-240V, 1ph, 50Hz	220-240V, 1ph, 50Hz
Standard current (cooling)	A	3.9	5.1
Standard input (cooling)	W	850	1100
Refrigerant		R32	R32
Refrigerant amount	kg	0,39	0,48

UNIT		51KWF009	51KWF012
Sound power level	dB(A)	64,3	63,6
Sound pressure level (high/med/low)	dB(A)	52/50/48	53/51/49
Airflow (high/med/low)	m3/h	448/391/332	420/ 366 /310
Weight	kg	42	43,6
Dimensions (WxDxH)	MM	560x670x400	560x670x400

Carrier

United Technologies

R32

Inverter Hi-Wall standard | 42QHC/38QHC-DS R32

FEATURES

Performancy and reliability

- Inverter technology for constant comfort.
- Userfriendly remote control.
- Smart airflow supply for optimal air distribution.
- Programmable timer for energy savings.
- Washable and easy removable filters.
- Independent dehumidifacation mode.
- Smart self - diagnostic function and refrigerant leak detection.
- Turbo function in order to reach the desired temperature quickly.
- Auto restart with the previous operation settings in case of power failure.
- Auto mode that allows changing automatically the operation mode and the capacity according to temperature difference between room and set point.
- Sleep mode to maintain the most comfortable temperature during the night.
- Low- ambient control for the unit to operate until -15 ºC.

Units

Wireless Remote controle (standard)

Wired remote controle (option

WIFI optional

TECHNICAL SPECIFICATIONS

EUROVENT CERTIFIED PERFORMANCE

INDOOR UNIT		42QHC009D8S	42QHC012D8S	42QHC018D8S	42QHC024D8S
OUTDOOR UNIT		38QHC009D8S	38QHC012D8S	38QHC018D8S	38QHC024D8S
Cooling capacity	kW	2,7 (1,1 ~ 3,6)	3,52 (1,1 ~ 3,9)	5,28 (2,3~5,7)	7,04 (2,8~8,1)
Heating capacity	kW	3,0 (1,0 ~3,9)	3,8 (1,0 ~ 4,2)	5,5 (2,2~5,8)	7,5 (2,8 ~ 9,2)
Heating capacity at -15 °C	kW	2,5	2,6	3,2	5,8
P design capacity cooling	kW	2,7	3,5	5,3	7,0
P design capacity heating (average)	kW	2,5	3,0	4,3	5,3
Temp range cooling	°C	-15~46	-15~46	-15~46	-15~46
Temp range heating	°C	-15~24	-15~24	-15~24	-15~24
SEER / SCOP (warmer) / SCOP (average)		7.2 / 5.1 / 4.0	6,7 / 5.1 / 4.0	7,2 / 5.1 / 4.0	6.7 / 5.1 / 4.0
Energy label		A++ / A+++ / A+	A++ / A+++ / A+	A++ / A+++ / A+	A++ / A+++ / A+
Yearly energy consumption	kWh	131 / 824 / 875	184 / 961 / 1050	257 / 1483 / 1505	368 / 1757 / 1855
Power supply	V-ph-Hz	220-240V, 1ph, 50Hz	220-240V, 1ph, 50Hz	220-240V, 1ph, 50Hz	220-240V, 1ph, 50Hz
Standard current (cooling)	A	5,1	5,3	7,0	10,1
Standard input (cooling)	W	780	1200	1580	2300
Standard current (heating)	A	3,6	4,8	6,6	9,7
Standard input (heating)	W	800	1100	1470	2200
Refrigerant amount R32	kg	0,7	0,8	1,25	1,6
Liquid side / Gas side	inch	1/4"-3/8"	1/4"-3/8"	1/4"-1/2"	3/8"-5/8"
Standard piping length	m	5	5	5	5
Min. piping length	m	3	3	3	3
Max. piping length	m	25	25	30	40
Max. difference	m	10	10	20	20
Additional charge	g/m	12	12	12	24

INDOOR UNIT		42QHC009D8S	42QHC012D8S	42QHC018D8S	42QHC024D8S
Sound power level	dB(A)	53	54	57	63
Sound pressure level (high/med/low/si)	dB(A)	39/35/31/22	40/35/31/22	43/39/35/24	48/44/39/29
Airflow (high/med/low/si)	m3/h	440/360/280/150	510/420/330/170	750/630/510/330	1100/920/750/450
Weight	kg	7.5	8.5	11.0	13.5
Dimensions (WxDxH)	mm	730×192×291	812×192×300	973×218×319	1082×225×338

OUTDOOR UNIT		38QHC009D8S	38QHC012D8S	38QHC018D8S	38QHC024D8S
Sound power level	dB(A)	63	64	65	69
Sound pressure level	dB(A)	54	54	55	58
Airflow	m3/h	1900	1900	2100	2700
Weight	kg	27.0	27.0	38.0	52.5
Dimensions (WxDxH)	mm	770x300x555	770x300x555	800x333x554	363x702

Notes:
Cooling Capacities are based on 27°C (DB) / 19°C (WB) indoor air temperature and 35 °C (DB) / 24 °C (WB) outdoor air temperature.
Heating Capacities are based on 20 °C (DB) / 15 °C (WB) indoor air temperature and 7 °C (DB) / 6 °C (WB) outdoor air temperature.

Carrier
United Technologies

www.beijerref-carrier.com

Inverter Hi-Wall standard F42QHC/38QHC

FEATURES

Performancy and reliability

- Inverter technology for constant comfort.
- Userfriendly remote control.
- Smart airflow supply for optimal air distribution.
- Programmable timer for energy savings.
- Washable and easy removable filters.
- Independent dehumidifacation mode.
- Smart self - diagnostic function and refrigerant leak detection.
- Turbo function in order to reach the desired temperature quickly.
- Auto restart with the previous operation settings in case of power failure.
- Auto mode that allows changing automatically the operation mode and the capacity according to temperature difference between room and set point.
-
- Sleep mode to maintain the most comfortable temperature during the night.
-
- Low- ambient control for the unit to operate until -15 ºC.

Units

Wireless Remote controle (standard)

Wired remote controle (option

WIFI optional

TECHNICAL SPECIFICATIONS

EUROVENT CERTIFIED PERFORMANCE

INDOOR UNIT		42QHC009DS	42QHC012DS	42QHC018DS	42QHC024DS
OUTDOOR UNIT		38QHC009DS	38QHC012DS	38QHC018DS	38QHC024DS
Cooling capacity	kW	2.7(0.5-3.5)	3.5(0.5-3.8)	5.2(0.8-5.8)	6.4(1.4-6.6)
Heating capacity	kW	2.9(0.6-3.8)	3.8(0.6-4.2)	5.5(1.0-6.0)	7.0(1.5-7.0)
Heating capacity at -10°C	kW	2,3	2,8	3,7	4,2
P design capacity cooling	kW	2,7	3,5	5,2	6,4
P design capacity heating (average)	kW	2,4	2,9	4,3	5,2
Temp range cooling	°C	-15~46	-15~46	-15~46	-15~46
Temp range heating	°C	-15~24	-15~24	-15~24	-15~24
SEER / SCOP(warmer) / SCOP(average)	W/W	7.2 / 5.2 / 4.0	6.7 / 5.1 / 4.0	7.0 / 5.1 / 4.0	6.2 / 4.6 / 4.0
Energy label		A++ / A+++ / A+	A++ / A+++ / A+	A++ / A+++ / A+	A++ / A++ / A+
Yearly energy consumption	kWh	131 / 727 / 840	183 / 933 / 1015	260 / 1537 /1505	361 / 1948 / 1820
Power supply	V-ph-Hz	220-240V, 1ph, 50Hz	220-240V, 1ph, 50Hz	220-240V, 1ph, 50Hz	220-240V, 1ph, 50Hz
Standard current (cooling)	A	3,7	5,4	7,3	9,3
Standard input (cooling)	W	820	1250	1625	2060
Standard current (heating)	A	3,5	4,9	7,6	9,7
Standard input (heating)	W	780	1120	1720	2120
Refrigerant amount R410a	kg	0,67	0,68	1,65	2,00
Liquid side / Gas side	inch	1/4"-3/8"	1/4"-3/8"	1/4"-1/2"	3/8"-5/8"
Standard piping length	m	5	5	5	5
Min. piping length	m	3	3	3	3
Max. piping length	m	25	25	30	40
Max. difference	m	10	10	20	20
Additional charge	g/m	15	15	15	30

INDOOR UNIT		42QHC009DS	42QHC012DS	42QHC018DS	42QHC024DS
Sound power level	dB(A)	52	53	56	62
Sound pressure level (high/med/low/silence)	dB(A)	38/34/30/21	40/35/31/22	42/37/35/24	47/42/38/26
Airflow (high/med/low/silence)	m3/h	460/380/280/190	500/390/300/200	760/550/460/260	1150/890/770/420
Weight	kg	8.0	9.0	11.5	13.5
Dimensions (WxDxH)	mm	730×192×291	812×192×300	973×218×319	1082×225×338

OUTDOOR UNIT		38QHC009DS*	38QHC012DS*	38QHC018DS*	38QHC024DS*
Sound power level	dB(A)	63	62	63	68
Sound pressure level	dB(A)	54	54	55	58
Airflow	m3/h	1700	1900	2100	2700
Weight	kg	23.0	26.5	38.0	44.0
Dimensions (WxDxH)	mm	700×275×550	770×300×555	800×333×554	845×363×702

Notes:
Cooling Capacities are based on 27°C (DB) / 19°C (WB) indoor air temperature and 35 °C (DB) / 24 °C (WB) outdoor air temperature.
Heating Capacities are based on 20 °C (DB) / 15 °C (WB) indoor air temperature and 7 °C (DB) / 6 °C (WB) outdoor air temperature.

Carrier
United Technologies

www.beijerref-carrier.com

Inverter Hi-Wall Gold | 42QHC/38QHC

FEATURES

Ultimate comfort

- Higher energy saving, thanks to accurate digital power control and super-efficient compressor.
- Customized comfort, by quickly achieving and maintaining your desired room temperature.
- Superior reliability and quitter operation due to the advanced DC Inverter compressor.
- Eco mode for silent and mild operation with energy savings up to 20% compared to standard settings.
- Daily timer to set the exact time when you want your air-conditioner to start and stop operating.
- Eco Sleep Timer for an automatic stop operation and fan control for 1, 3, 5 or 9 hours. The unit will create the best comfort levels while you sleep. The temperature will increase by one degree after one hour and another one degree after two hours. The temperature will remain at this level until morning.
- For your convenience, the unit is equipped with a smart auto-diagnosis system that indicates any problem and enables fast and effective repair.
- Follow me function.

Units

Wireless Remote controle (standard)

Wired remote controle (option

WIFI optional

TECHNICAL SPECIFICATIONS

INDOOR UNIT		42QHC009E	42QHC012ES	42QHC018ES	42QHC024ES
OUTDOOR UNIT		38QHC009E	38QHC012ES	38QHC018ES	38QHC024ES
Cooling capacity	kW	2.7(0.5-3.5)	3.5(0.5-4.0)	5.2(0.8-6.0)	6.4(1.4-6.7)
Heating capacity	kW	2.9(0.6-4.0)	3.9(0.6-4.5)	5.5(1.0-6.3)	7.0(1.5-7.3)
Heating capacity at -10 °C	kW	2,5	3,1	3,9	4,4
P design capacity cooling	kW	2,7	3,5	5,2	6,4
P design capacity heating (average)	kW	2,4	2,9	4,3	5,2
Temp range cooling	°C	-15~46	-15~46	-15~46	-15~46
Temp range heating	°C	-15~24	-15~24	-15~24	-15~24
SEER / SCOP(warmer) / SCOP(average)		7.5 / 5.4 / 4.0	7.0 / 5.2 / 4.0	7.1 / 5.2 / 4.0	7.0 / 4.8 / 4.0
Energy label		A++ / A+++ / A+	A++ / A+++ / A+	A++ / A+++ / A+	A++ / A++ / A+
Yearly energy consumption	kWh	126 / 700 / 840	175 / 969 /1015	256 / 1508 / 1505	320 / 1954 / 1820
Power supply	V-ph-Hz	220-240V, 1ph, 50Hz	220-240V, 1ph, 50Hz	220-240V, 1ph, 50Hz	220-240V, 1ph, 50Hz
Standard current (cooling)	A	3,7	5,0	7,3	9,3
Standard input (cooling)	W	820	1130	1625	2060
Standard current (heating)	A	3,5	4,9	7,6	9,7
Standard input (heating)	W	780	1110	1720	2120
Refrigerant amount R410a	kg	0,72	0,75	1,70	2,00
Liquid side / Gas side	inch	1/4"-3/8"	1/4"-3/8"	1/4"-1/2"	3/8"-5/8"
Standard piping length	m	5	5	5	5
Min. piping length	m	3	3	3	3
Max. piping length	m	25	25	30	40
Max. difference	m	10	10	20	20
Additional charge	g/m	15	15	15	30

INDOOR UNIT		42QHC009ES	42QHC012ES	42QHC018ES	42QHC024ES
Sound power level	dB(A)	53	54	56	62
Sound pressure level (high/med/low/silence)	dB(A)	38/34/30/21	40/35/31/22	42/37/35/24	47/42/38/26
Airflow (high/med/low/silence)	m3/h	460/380/280/190	500/390/300/200	760/550/460/260	1150/890/770/420
Weight	kg	8.0	9.0	11.5	13.5
Dimensions (WxDxH)	mm	730×192×291	812×192×300	973×218×319	1082×225×338

OUTDOOR UNIT		38QHC009ES	38QHC012ES	38QHC018ES	38QHC024ES
Sound power level	dB(A)	62	63	64	68
Sound pressure level	dB(A)	54	55	55	58
Airflow	m3/h	1900	2100	2100	2700
Weight	kg	26.5	28.5	38.0	44.0
Dimensions (WxDxH)	mm	770×300×555	800×333×554	800×333×554	845×363×702

Notes:
Cooling Capacities are based on 27°C (DB) / 19°C (WB) indoor air temperature and 35 °C (DB) / 24 °C (WB) outdoor air temperature.
Heating Capacities are based on 20 °C (DB) / 15 °C (WB) indoor air temperature and 7 °C (DB) / 6 °C (WB) outdoor air temperature.

www.beijerref-carrier.com

Inverter Hi-Wall Diamond | 42QHM/38QHM

FEATURES

Consistently maintain a comfortable indoor temperature while maximizing energy efficiency.

- Smooth aesthetic outlook.
- High energy efficient inverter technology for non-intrusive, worldclass performance in energy saving and comfort.
- Long lasting washable filter that collects large dust particles and prevents bacteria build up in the air.
- Smooth Air Variation for more comfortable airflow.
- Follow me function in order the indoor unit to sense the required temperature from where the remote control is.
- Independent dehumidification mode.
- Smart self-diagnostic function and refrigerant leak detection.
- Turbo function in order to reach the desired temperature quickly.
- Auto restart with the previous operations settings in case of power failure.
- Auto mode that allows changing automatically the operation mode and the capacity according to temperature difference between room and set point.
- Sleep mode to maintain the most comfortable temperature during the night.

Units

Wireless Remote controle (standard)

Wired remote controle (option

WIFI optional

TECHNICAL SPECIFICATIONS

EUROVENT CERTIFIED PERFORMANCE

INDOOR UNIT		42QHM009ES	42QHM012ES	42QHM018ES	42QHM024ES
OUTDOOR UNIT		38QHM009ES	38QHM012ES	38QHM018ES	38QHM024ES
Cooling capacity	kW	2.6 (1.0-3.5)	3.5 (1.0-4.6)	5.2(1.2-6.5)	7.0(1.5-7.6)
Heating capacity	kW	3.9 (0.9-5.4)	3.9 (0.9-5.4)	5.6(1.2-7.0)	7.6(1.5-8.8)
Heating capacity at -10 °C	kW	3,5	3,5	4,2	5,2
Heating capacity at -15 °C	kW	3,2	3,2	4,0	4,8
P design capacity cooling	kW	2,6	3,5	5,2	7,0
P design capacity heating (average)	kW	2,4	2,5	4,6	5,4
Temp range cooling	°C	-20~46	-20~46	-20~46	-20~46
Temp range heating	°C	-20~24	-20~24	-20~24	-20~24
SEER / SCOP (warmer) / SCOP (average) /SCOP (colder)		8.5 / 6.0 / 4.6 / 4.0	8.5 / 6.0 / 4.6 / 4.0	7.6 / 5.6 / 4.4 / 3.6	7.2 / 5.2 / 4.4 / 3.6
Energy label		A+++ / A+++ / A++ / A+	A+++ / A+++ / A++ / A+	A++ / A+++ / A+ / A	A++ / A+++ / A+ / A
Yearly energy consumption	kWh	107/700/730/1355	144/723/761/1355	239/1450/1464/2075	340/1938/1718/2725
Power supply	V-ph-Hz	220-240V, 1ph, 50Hz	220-240V, 1ph, 50Hz	220-240V, 1ph, 50Hz	220-240V, 1ph, 50Hz
Standard current (cooling)	A	2,6	4,0	6,2	8,6
Standard input (cooling)	W	580	900	1370	1890
Standard current (heating)	A	4,2	4,2	6,6	9,9
Standard input (heating)	W	950	950	1470	2170
Refrigerant amount R410a	kg	1,5	1,5	2,1	2,6
Liquid side / Gas side	inch	1/4"-3/8"	1/4"-3/8"	1/4"-1/2"	3/8"-5/8"
Standard piping length	m	5	5	5	5
Min. piping length	m	3	3	3	3
Max. piping length	m	25	25	30	40
Max. difference	m	10	10	20	20
Additional charge	g/m	15	15	15	30

INDOOR UNIT		42QHM009ES	42QHM012ES	42QHM018ES	42QHM024ES
Sound power level	dB(A)	59	59	60	63
Sound pressure level (high/med/low)	dB(A)	41/38/31/21	42/39/32/22	48/43/40/28	49/47/42/30
Airflow (high/med/low)	m3/h	580/460/340/200	610/500/370/220	1050/900/700/500	1130/1030/825/625
Weight	kg	12.5	12.5	18.0	18.0
Dimensions (WxDxH)	mm	990x218x315	990x218x315	1186x258x343	1186x258x343

OUTDOOR UNIT		38QHM009ES	38QHM012ES	38QHM018ES	38QHM024ES
Sound power level	dB(A)	60	63	65	69
Sound pressure level	dB(A)	54	57	59	60
Airflow	m3/h	2000	2100	2700	3500
Weight	kg	40.0	40.0	41.0	62.0
Dimensions (WxDxH)	mm	800×333×554	800×333×554	845×363×702	946×420×810

Notes:
Cooling Capacities are based on 27°C (DB) / 19°C (WB) indoor air temperature and 35 °C (DB) / 24 °C (WB) outdoor air temperature.
Heating Capacities are based on 20 °C (DB) / 15 °C (WB) indoor air temperature and 7 °C (DB) / 6 °C (WB) outdoor air temperature.

Carrier
United Technologies

www.beijerref-carrier.com

Inverter Console I 42QZA/38QUS-DS

FEATURES

- 2 configurable air outlets
- 4 inlet directions
- User-friendly, easy-to-use remote control with function
- Follow me.
- Intelligent self-diagnosis and leak detection
- Quick temperature control with Turbo function
- Automatic restart after power failure

Unit

Remote controle

TECHNICAL SPECIFICATIONS

INDOOR UNIT		42QZA009DS-1	42QZA012DS-1	42QZA018DS-1
OUTDOOR UNIT		38QUS009DS-1	38QUS012DS-1	38QUS018DS-1
Cooling capacity	kW	2.64 (0.9~3.2)	3.52 (1.0~3.5)	4.40 (2.0~4.6)
Heating capacity	kW	2.90 (0.8~3.7)	3.70 (1.0~4.0)	5.40 (2.0~5.5)
Heating capacity at -7°C	kW	2,7	2,8	3,3
P design capacity cooling	kW	2,64	3,52	4,40
P design capacity heating (average)	kW	2,30	2,91	3,00
Temp range cooling	°C	-10~46	-10~46	-10~46
Temp range heating	°C	-15~24	-15~24	-15~24
SEER / SCOP (warmer) / SCOP (average)		6.1 / 5.1 / 4.0	5.9 / 4.7 / 4.0	6.1 / 5.1 / 4.0
Energy label		A++ / A+++ / A+	A+ / A++ / A+	A++ / A+++ / A+
Yearly energy consumption	kWh	151/805/686	207/1016/1072	252/1048/1124
Power supply	V-ph-Hz	220-240V, 1ph, 50Hz	220-240V, 1ph, 50Hz	220-240V, 1ph, 50Hz
Standard current (cooling)	A	3,9	5,0	7,8
Standard input (cooling)	W	840	1140	1600
Standard current (heating)	A	3,8	4,7	8,2
Standard input (heating)	W	860	1060	1760
Refrigerant amount R410a	kg	0.72	1.05	1.70
Liquid side / Gas side	inch	1/4"-3/8"	1/4"-3/8"	1/4"-1/2"
Standard piping length	m	5	5	5
Min. piping length	m	3	3	3
Max. piping length	m	25	25	30
Max. difference	m	10	10	20
Additional charge	g/m	15	15	15

INDOOR UNIT		42QZA009DS-1	42QZA012DS-1	42QZA018DS-1
Sound power level	dB(A)	60	60	60
Sound pressure level (H/M/L/S)	dB(A)	43/39/34	45/43/38	46/44/42
Airflow (high/med/low/silence)	m3/h	460/400/360	530/480/360	530/470/430
Weight	kg	13.5	15.0	15.0
Dimensions (WxDxH)	mm	700x600x210	700x600x210	700x600x210

OUTDOOR UNIT		38QUS009DS-1	38QUS012DS-1	38QUS018DS-1
Sound power level	dB(A)	64	65	65
Sound pressure level	dB(A)	54	56	57
Airflow	m3/h	1900	2100	2100
Weight	kg	26.0	28.5	38.0
Dimensions (WxDxH)	mm	770×300×555	800×333×554	800×333×554

Notes:
Cooling Capacities are based on 27°C (WB) indoor air temperature and 35 °C (DB) / 24 °C (WB) outdoor air temperature.
Heating Capacities are based on 20 °C (DB) / 15 °C (WB) indoor air temperature and 7 °C (DB) / 6 °C (WB) outdoor air temperature.

Delivering the ultimate comfort with the maximum flexibility

MULTI SPLIT SYSTEMS

Inverter Multi Systems | 38QUS

FEATURES

Carrier's multi system will deliver the ultimate cooling and heating comfort with the maximum flexibility.

- DC Inverter Technology with Twin Rotary compressor and DC fan motor for quitter and economical operation.
- One outdoor unit can serve up to 5 indoor units for all possible indoor combination.
- Individual control of the indoor units.
- Light weight and compact.
- Wide operation range.
- Long piping design for wide choice of installation sites.
- Intelligent anti-cold-air function.
- Low ambient operation kit.

38QUS014-027

38QUS036-042

TECHNICAL SPECIFICATIONS OUTDOOR UNITS

EUROVENT CERTIFIED PERFORMANCE

OUTDOOR MODEL		38QUS014DS2-1	38QUS018DS2-1	38QUS027DS3-1	38QUS036DS4-1	38QUS042DS5-1
Cooling capacity	kW	4,0	5,0	7,92	10,6	12,3
Heating capacity	kW	4,5	5,9	8,60	12,0	12,6
Heating capacity at -10°C	kW					
P design capacity cooling	kW	4,0	5,0	7,9	10,6	12,3
P design capacity heating (average)	kW	3,3	4,9	6,8	9,6	9,8
Temp range cooling	°C	-10~46	-10~46	-10~46	-10~46	-10~46
Temp range heating	°C	-15~24	-15~24	-15~24	-15~24	-15~24
SEER / SCOP (average)	W/W	7.16 / 3.80	6.52 / 3.80	6.40 / 4.00	6.30 / 3.80	6.60 / 3.80
Energy label		A++ / A	A++ / A	A++ / A+	A++ / A	A++ / A
Yearly energy consumption	kWh	196 / 1208	268 / 1791	433 / 2380	586 / 3537	653 / 3611
Power supply	V-ph-Hz	220-240V, 1ph, 50Hz	220-240V, 1ph, 50Hz	220-240V, 1ph, 50Hz	220-240V, 1ph, 50Hz	220-240V, 1ph, 50Hz
Standard current (cooling)	A	5,5	7,7	11,8	17,1	17,2
Standard input (cooling)	W	1205	1710	2690	3880	3900
Standard current (heating)	A	5,3	7,2	10,3	17	15,2
Standard input (heating)	W	1170	1580	2340	3840	3465
Refrigerant charge amount R410a	kg	1,25	1,9	2,1	3,0	3,6
Refrigerant piping (Liquid side / Gas side)	inch	2 x 1/4"-3/8"	2 x 1/4"-3/8"	3 x 1/4"-3/8"	4 x 1/4"-3/8"	5 x 1/4"-3/8"
Max. length for all rooms	m	30	40	60	80	80
Max. length for one indoor unit	m	20	25	30	35	35
Max. height difference IDU and CDU	m	10	15	15	15	15
Max. height difference between IDU	m	10	10	10	10	10
Additional charge	g/m					

OUTDOOR MODEL		38QUS014DS2-1	38QUS018DS2-1	38QUS027DS3-1	38QUS036DS4-1	38QUS042DS5-1
Outdoor sound pressure level	dB(A)	56	59,5	61	63	63
Outdoor sound power level	dB(A)	63	66	68	68	68
Outdoor airflow	m3/h	2100	2700	2700	4000	4000
Dimension (WxDxH)	mm	800x333x554	845x363x702	845x363x702	946x410x810	946x410x810
Weight	kg	30.5	48.5	52.5	70.0	76.0

Carrier
United Technologies

www.beijerref-carrier.com

HIGH WALL





INDOOR UNIT - High Wall		42QHC007DS	42QHC009DS	42QHC012DS	42QHC018DS	42QHC024DS
Cooling capacity	kW	2,05	2,70	3,52	5,28	6,40
Heating capacity	kW	2,50	2,90	3,80	5,50	7,00
Indoor fan motor input	W	22	22	22	36	60
Power supply	V-ph-Hz	220-240V, 1ph, 50Hz	220-240V, 1ph, 50Hz	220-240V, 1ph, 50Hz	220-240V, 1ph, 50Hz	220-240V, 1ph, 50Hz
Sound power level	dB(A)	53	53	54	57	63
Sound pressure level (high/med/low/si)	dB(A)	38/34/30/21	38/34/30/21	40/35/31/22	42/37/35/24	47/42/38/26
Airflow (high/med/low/silence)	m3/h	460/380/280/190	460/380/280/190	500/390/300/200	760/550/460/260	1150/890/770/420
Weight	kg	8.0	8.0	9.0	11.5	13.5
Dimensions (WxDxH)	mm	730×192×291	730×192×291	812×192×300	973×218×319	1082×225×338
Refrigerant piping (Liquid / Gas side)	inch	1/4"-3/8"	1/4"-3/8"	1/4"-1/2"	1/4"-1/2"	3/8"-5/8"

CONSOLE


INDOOR UNIT - Console		42QZA09DS-1	42QZA012DS-1	42QZA018DS-1	
Cooling capacity	kW	2,64	3,52	4,40	
Heating capacity	kW	2,90	3,70	5,40	
Indoor fan motor input	W	67	67	67	
Power supply	V-ph-Hz	220-240V, 1ph, 50Hz	220-240V, 1ph, 50Hz	220-240V, 1ph, 50Hz	
Sound power level	dB(A)	60	60	60	
Sound pressure level (high/med/low)	dB(A)	43/39/34	45/43/38	46/44/42	
Airflow (high/med/low)	m3/h	460/400/360	530/480/360	530/470/430	
Weight	kg	13.5	15.0	15.0	
Dimension (WxDxH)	mm	700x600x210	700×600×210	700x600x210	
Refrigerant piping (Liquid / Gas side)	inch	1/4"-3/8"	1/4"-3/8"	1/4"-1/2"	
Refrigerant piping (Liquid / Gas side)	inch	1/4"-3/8"	1/4"-3/8"	1/4"-1/2"	3/8"-5/8"

CASSETTE




INDOOR UNIT - Cassette		42QTD009DS-1	42QTD012DS-1	42QTD018DS-1	42QTD024DS-1
Cooling capacity	kW	2,64	3,52	5,00	7,03
Heating capacity	kW	3,00	4,00	5,50	7,03
Indoor fan motor input	W	45	45	45	141
Power supply	V-ph-Hz	220-240V, 1ph, 50Hz	220-240V, 1ph, 50Hz	220-240V, 1ph, 50Hz	220-240V, 1ph, 50Hz
Sound power level	dB(A)	58	59	60	61
Sound pressure level (high/med/low)	dB(A)	42/39/36	42/39/36	45/42/36	49/46/43
Airflow (high/med/low)	m3/h	560/430/390	560/430/390	650/530/370	1350/1200/1070
Weight unit	kg	15.0	16.5	16.5	24.5
Weight panel	kg	2.5	2.5	2.5	5.0
Dimensions unit (WxDxH)	mm	570x570x260	570x570x260	570x570x260	840x840x245
Dimensions panel (WxDxH)	mm	647x647x50	647x647x50	647x647x50	950x950x55
Refrigerant piping (Liquid / Gas side)	inch	1/4"-3/8"	1/4"-3/8"	1/4"-1/2"	3/8"-5/8"

DUCTED




INDOOR UNIT - Ducted		42QSS009DS-1	42QSS012DS-1	42QSS018DS-1	42QSS024DS-1
Cooling capacity	kW	2,65	3,52	5,00	7,03
Heating capacity	kW	3,25	3,80	5,40	7,40
Indoor fan motor input	W	100	100	90	90
Power supply	V-ph-Hz	220-240V, 1ph, 50Hz	220-240V, 1ph, 50Hz	220-240V, 1ph, 50Hz	220-240V, 1ph, 50Hz
Sound power level	dB(A)	60	60	60	61
Sound pressure level (high/med/low)	dB(A)	42/38/35	42/38/35	42/40/38	43/40/38
Airflow (high/med/low)	m3/h	540/500/370	540/500/370	790/660/490	1120/900/420
Weight	kg	18.5	18.5	23	30.2
Dimensions (WxDxH)	mm	700x635x210	700x635x210	880x674x210	1100x774x249
Refrigerant piping (Liquid / Gas side)	inch	1/4"-3/8"	1/4"-3/8"	1/4"-1/2"	3/8"-5/8"

38QUS014DS2-1

COOLING	INDOOR UNIT COMBINATIONS		INDOOR UNIT CAPACITY (KW)		COOLING CAPACITY (KW)			POWER CONSUMPTION (KW)			EER	CLASS
	A	B	A	B	Min.	Nom.	Max.	Min.	Nom.	Max.		
1 unit (1x1)	7	—	2,21	—	0,93	2,21	2,44	0,27	0,68	0,77	3,27	A
	9	—	2,67	—	1,12	2,67	2,93	0,32	0,82	0,93	3,25	A
	12	—	3,57	—	1,50	3,57	3,92	0,44	1,11	1,25	3,23	A
	18	—	4,20	—	1,76	4,20	4,62	0,52	1,31	1,49	3,21	A
2 units (1x2)	7	7	2,05	2,05	1,72	4,10	4,51	0,49	1,24	1,41	3,30	A
	7	9	1,85	2,38	1,77	4,22	4,56	0,50	1,27	1,42	3,32	A
	7	12	1,82	2,61	1,86	4,43	4,74	0,52	1,31	1,44	3,38	A
	9	9	2,19	2,19	1,84	4,39	4,65	0,51	1,30	1,42	3,38	A
	9	12	2,04	2,47	1,89	4,51	4,74	0,52	1,32	1,43	3,42	A

HEATING	INDOOR UNIT COMBINATIONS		INDOOR UNIT CAPACITY (KW)		HEATING CAPACITY (KW)			POWER CONSUMPTION (KW)			COP	CLASS
	A	B	A	B	Min.	Nom.	Max.	Min.	Nom.	Max.		
1 unit (1x1)	7	—	2,42	—	1,02	2,42	2,66	0,28	0,70	0,79	3,46	B
	9	—	2,95	—	1,24	2,95	3,24	0,34	0,86	0,97	3,43	B
	12	—	3,87	—	1,63	3,87	4,26	0,45	1,13	1,28	3,42	B
	18	—	4,42	—	1,86	4,42	4,86	0,52	1,30	1,47	3,40	B
2 units (1x2)	7	7	2,20	2,20	1,85	4,40	4,84	0,46	1,16	1,31	3,80	A
	7	9	1,98	2,55	1,90	4,53	4,89	0,48	1,21	1,34	3,75	A
	7	12	1,95	2,80	2,00	4,75	5,08	0,51	1,28	1,41	3,70	A
	9	9	2,35	2,35	1,98	4,71	4,99	0,51	1,27	1,39	3,70	A
	9	12	2,19	2,65	2,03	4,84	5,08	0,53	1,33	1,43	3,65	A

38QUS018DS2-1

COOLING	INDOOR UNIT COMBINATIONS		INDOOR UNIT CAPACITY (KW)		COOLING CAPACITY (KW)			POWER CONSUMPTION (KW)			EER	CLASS
	A	B	A	B	Min.	Nom.	Max.	Min.	Nom.	Max.		
1 unit (1x1)	9	—	2,70	—	1,13	2,70	3,38	0,36	0,91	1,18	2,96	C
	12	—	3,46	—	1,45	3,46	4,33	0,46	1,18	1,53	2,93	C
	18	—	5,15	—	2,16	5,15	6,44	0,70	1,77	2,30	2,90	C
2 units (1x2)	9	9	2,65	2,65	2,23	5,30	5,83	0,69	1,76	2,00	3,01	B
	9	12	2,47	2,99	2,29	5,46	5,90	0,70	1,78	1,99	3,07	B
	9	18	2,38	3,20	2,34	5,58	6,03	0,70	1,77	1,98	3,15	B
	12	12	2,76	2,76	2,32	5,52	5,96	0,70	1,78	1,99	3,10	B

HEATING	INDOOR UNIT COMBINATIONS		INDOOR UNIT CAPACITY (KW)		HEATING CAPACITY (KW)			POWER CONSUMPTION (KW)			COP	CLASS
	A	B	A	B	Min.	Nom.	Max.	Min.	Nom.	Max.		
1 unit (1x1)	9	—	2,92	—	1,23	2,92	3,36	0,32	0,80	0,95	3,64	A
	12	—	3,75	—	1,58	3,75	4,16	0,41	1,04	1,19	3,60	B
	18	—	5,40	—	2,27	5,40	5,99	0,60	1,52	1,73	3,56	B
2 units (1x2)	9	9	2,78	2,78	2,34	5,57	6,01	0,60	1,50	1,67	3,71	A
	9	12	2,71	2,98	2,39	5,68	6,08	0,62	1,55	1,70	3,67	A
	9	18	2,50	3,37	2,46	5,86	6,21	0,65	1,63	1,78	3,60	B
	12	12	2,90	2,90	2,44	5,80	6,09	0,64	1,60	1,72	3,64	A

38QUS027DS3-1

COOLING	INDOOR UNIT COMBINATIONS			INDOOR UNIT CAPACITY (KW)			COOLING CAPACITY (KW)			POWER CONSUMPTION (KW)			EER	CLASS
	A	B		A	B		Min.	Nom.	Max.	Min.	Nom.	Max.		
1 unit (1x1)	9	—	—	2,77	—	—	1,16	2,77	3,46	0,59	0,98	1,27	2,82	C
	12	—	—	3,46	—	—	1,45	3,46	4,33	0,65	1,24	1,60	2,80	C
	18	—	—	5,35	—	—	2,25	5,35	6,69	0,77	1,92	2,50	2,78	D
2 units (1x2)	9	9	—	2,60	2,60	—	2,18	5,20	6,76	0,70	1,67	2,24	3,12	B
	9	12	—	2,57	3,43	—	2,52	6,00	7,50	0,82	1,95	2,52	3,08	B
	9	18	—	2,50	5,00	—	3,15	7,50	8,25	1,04	2,48	2,83	3,02	B
	12	12	—	3,23	3,23	—	2,71	6,45	7,80	0,89	2,11	2,64	3,05	B
	12	18	—	3,08	4,62	—	3,23	7,70	8,30	1,10	2,61	2,91	2,95	C
	18	18	—	4,03	4,03	—	3,39	8,06	8,35	1,06	2,52	2,69	3,20	B
3 units (1x3)	9	9	9	2,64	2,64	2,64	3,32	7,91	8,31	1,03	2,46	2,67	3,21	A
	9	9	12	2,39	2,39	3,18	3,34	7,95	8,35	1,03	2,45	2,65	3,25	A
	9	9	18	2,32	2,32	3,56	3,44	8,20	8,46	1,06	2,52	2,68	3,26	A
	9	12	12	2,25	2,90	2,90	3,38	8,05	8,37	1,02	2,44	2,62	3,30	A
	9	12	18	2,18	2,80	3,27	3,47	8,25	8,46	1,04	2,48	2,66	3,32	A
	12	12	12	2,74	2,74	2,74	3,45	8,21	8,46	1,05	2,50	2,66	3,28	A

HEATING	INDOOR UNIT COMBINATIONS			INDOOR UNIT CAPACITY (KW)			HEATING CAPACITY (KW)			POWER CONSUMPTION (KW)			COP	CLASS
	A	B		A	B		Min.	Nom.	Max.	Min.	Nom.	Max.		
1 unit (1x1)	9	—	—	2,92	—	—	1,23	2,92	3,74	0,55	0,99	1,32	2,95	D
	12	—	—	3,75	—	—	1,58	3,75	4,80	0,58	1,29	1,56	2,90	D
	18	—	—	5,40	—	—	2,27	5,40	6,90	0,76	1,89	2,27	2,85	D
2 units	9	9	—	3,24	3,24	—	2,72	6,48	7,15	0,80	1,99	2,51	3,26	C
	(1x2)	12	—	3,24	4,31	—	3,17	7,55	7,76	0,94	2,34	2,55	3,22	C
	9	18	—	2,72	5,43	—	3,42	8,15	8,42	1,03	2,56	2,68	3,18	D
	12	12	—	3,90	3,90	—	3,28	7,80	8,13	0,98	2,44	2,60	3,20	C
	12	18	—	3,32	4,98	—	3,49	8,30	8,60	1,05	2,63	2,68	3,15	D
	18	18	—	4,30	4,30	—	3,61	8,60	8,88	1,05	2,62	2,68	3,28	C
3 units (1x3)	9	9	9	2,74	2,74	2,74	3,45	8,21	8,54	0,91	2,27	2,68	3,61	A
	9	9	12	2,51	2,51	3,35	3,52	8,37	8,71	0,92	2,29	2,68	3,66	A
	9	9	18	2,42	2,42	3,81	3,63	8,65	8,91	0,96	2,39	2,68	3,62	A
	9	12	12	2,35	2,35	3,92	3,62	8,62	8,88	0,94	2,36	2,68	3,65	A
	9	12	18	2,28	2,32	4,30	3,74	8,90	9,10	1,01	2,53	2,68	3,52	B
	12	12	12	2,96	2,96	2,96	3,72	8,87	9,04	0,99	2,48	2,68	3,58	B

38QUS036DS4-1

COOLING	INDOOR UNIT COMBINATIONS				INDOOR UNIT CAPACITY (KW)				COOLING CAPACITY (KW)			POWER CONSUMPTION (KW)			EER	CLASS
	A		B		A		B		Min.	Nom.	Max.	Min.	Nom.	Max.		
1 unit (1x1)	9	—	—	—	2,70	—	—	—	1,11	2,70	3,27	0,78	1,17	1,49	2,30	E
	12	—	—	—	3,46	—	—	—	1,42	3,46	4,19	0,99	1,57	2,00	2,20	E
	18	—	—	—	5,84	—	—	—	2,39	5,84	7,07	1,64	2,72	3,45	2,15	E
	24	—	—	—	7,40	—	—	—	3,11	7,40	8,50	1,78	3,49	4,21	2,12	E
2 units (1x2)	9	9	—	—	2,92	2,92	—	—	2,39	5,84	7,07	0,98	2,43	3,07	2,40	E
	9	12	—	—	2,62	3,22	—	—	2,39	5,84	7,07	0,98	2,51	3,17	2,33	E
	9	18	—	—	2,68	5,47	—	—	3,34	8,15	9,86	1,25	3,57	4,52	2,28	E
	9	24	—	—	2,60	7,10	—	—	3,98	9,70	11,64	1,57	4,35	5,46	2,23	E
	12	12	—	—	3,14	3,14	—	—	2,57	6,28	7,60	1,03	2,73	3,45	2,30	E
	12	18	—	—	3,07	5,08	—	—	3,34	8,15	9,86	1,25	3,64	4,61	2,24	E
	12	24	—	—	2,96	7,24	—	—	4,18	10,20	12,24	1,85	4,64	5,83	2,20	E
	18	18	—	—	5,25	4,85	—	—	4,31	10,10	12,71	1,45	4,59	6,05	2,20	E
3 units (1x3)	9	9	9	—	2,72	2,72	2,72	—	3,34	8,15	9,86	1,25	3,33	4,18	2,45	E
	9	9	12	—	2,62	2,62	2,91	—	3,34	8,15	9,86	1,25	3,41	4,29	2,39	E
	9	9	18	—	2,55	2,55	5,40	—	4,31	10,50	12,71	1,45	4,45	5,60	2,36	E
	9	9	24	—	2,50	2,50	5,80	—	4,43	10,80	12,96	1,68	4,66	5,81	2,32	E
	9	12	12	—	2,82	3,47	3,47	—	4,00	9,75	11,80	1,42	4,06	5,11	2,40	E
	9	12	18	—	2,63	3,20	4,16	—	3,73	9,99	11,00	1,25	4,31	4,93	2,32	E
	9	12	24	—	2,58	3,00	6,22	—	4,84	11,80	13,80	1,55	5,18	6,30	2,28	E
	9	18	18	—	2,33	4,75	4,75	—	4,85	11,84	13,80	1,60	5,33	6,48	2,22	E
	12	12	12	—	3,25	3,25	3,25	—	4,00	9,75	11,80	1,42	4,11	5,18	2,37	E
	12	12	18	—	3,20	3,20	4,65	—	4,53	11,05	13,37	1,54	4,80	6,05	2,30	E
	12	12	24	—	3,00	3,00	5,90	—	4,88	11,90	13,80	1,59	5,29	6,39	2,25	E
	12	18	18	—	2,75	4,55	4,55	—	4,85	11,84	13,80	1,60	5,36	6,51	2,21	E
4 units (1x4)	9	9	9	9	2,64	2,64	2,64	2,64	7,39	10,56	13,73	3,56	3,90	5,24	2,71	D
	9	9	9	12	2,50	2,50	2,50	3,50	7,70	11,00	13,80	2,15	4,00	5,19	2,75	D
	9	9	9	18	2,50	2,50	2,50	5,00	8,75	12,50	13,80	2,44	4,42	5,04	2,83	C
	9	9	12	12	2,50	2,50	3,50	3,50	8,40	12,00	13,80	2,35	4,30	5,11	2,79	D
	9	9	12	18	2,30	2,30	3,30	4,90	8,68	12,80	13,80	2,63	4,49	5,00	2,85	C
	9	12	12	12	2,30	2,30	3,50	3,50	8,12	11,60	13,80	2,27	4,13	5,07	2,81	C
	9	12	12	18	2,30	3,30	3,30	4,50	9,38	13,40	13,80	2,84	4,72	5,02	2,84	C
	12	12	12	12	3,30	3,30	3,30	3,30	8,68	13,20	13,80	2,63	4,60	4,96	2,87	C
	12	12	12	18	3,10	3,10	3,10	4,10	9,38	13,40	13,80	2,82	4,70	5,00	2,85	C

38QUS036DS4-1

HEATING	INDOOR UNIT COMBINATIONS				INDOOR UNIT CAPACITY (KW)				HEATING CAPACITY (KW)			POWER CONSUMPTION (KW)			COP	CLASS
	A		B		A		B		Min.	Nom.	Max.	Min.	Nom.	Max.		
1 unit (1x1)	9	—	—	—	2,92	—	—	—	2,04	2,92	3,59	0,91	1,04	1,51	2,80	D
	12	—	—	—	3,75	—	—	—	2,63	3,75	4,61	1,15	1,36	1,91	2,75	E
	18	—	—	—	6,34	—	—	—	4,44	6,34	7,80	1,35	2,35	3,07	2,70	E
	24	—	—	—	7,50	—	—	—	5,25	7,50	9,23	1,41	2,82	4,17	2,66	E
2 units (1x2)	9	9	—	—	3,17	3,17	—	—	2,66	6,34	7,80	0,97	1,92	3,04	3,30	C
	9	12	—	—	3,07	3,77	—	—	2,87	6,84	8,41	1,05	2,10	3,28	3,26	C
	9	18	—	—	2,90	5,92	—	—	3,70	8,82	10,85	0,99	2,74	3,09	3,22	C
	9	24	—	—	2,80	7,50	—	—	4,33	10,30	12,57	1,62	3,24	3,76	3,18	D
	12	12	—	—	3,61	3,61	—	—	3,03	7,22	8,88	1,06	2,22	3,32	3,25	C
	12	18	—	—	3,32	5,50	—	—	3,70	8,82	10,85	1,16	2,76	3,09	3,20	C
	12	24	—	—	3,10	8,20	—	—	4,75	11,30	13,56	1,50	3,58	4,01	3,16	D
	18	18	—	—	5,55	5,55	—	—	4,66	11,10	13,65	1,35	3,49	3,91	3,18	D
3 units (1x3)	9	9	9	—	2,88	2,88	2,88	—	3,63	8,65	10,64	1,21	2,49	3,79	3,48	B
	9	9	12	—	2,73	2,73	3,36	—	3,70	8,82	10,85	1,21	2,56	3,79	3,45	B
	9	9	18	—	2,75	2,75	5,60	—	4,66	11,10	13,65	1,35	3,26	4,20	3,40	B
	9	9	24	—	2,60	2,60	5,80	—	4,62	11,00	13,55	1,32	3,25	4,18	3,38	C
	9	12	12	—	3,13	3,86	3,86	—	4,56	10,85	13,35	1,44	3,17	4,20	3,42	B
	9	12	18	—	2,13	2,62	4,64	—	3,82	9,39	11,18	1,19	2,78	3,71	3,38	C
	9	12	24	—	2,00	2,40	7,50	—	5,00	11,90	14,28	1,53	3,61	4,20	3,30	C
	9	18	18	—	2,33	4,75	4,75	—	4,97	11,84	14,21	1,52	3,59	4,20	3,30	C
	12	12	12	—	3,62	3,62	3,62	—	4,56	10,85	13,35	1,44	3,16	4,20	3,43	B
	12	12	18	—	3,25	3,25	4,66	—	4,69	11,16	13,73	1,44	3,33	4,20	3,35	C
	12	12	24	—	3,10	3,10	6,30	—	5,25	12,50	14,38	1,60	3,79	4,20	3,30	C
	12	18	18	—	2,79	4,62	4,62	—	5,06	12,04	13,85	1,46	3,67	4,20	3,28	C
4 units (1x4)	9	9	9	9	3,00	3,00	3,00	2,14	8,40	11,14	14,16	1,89	3,00	4,00	3,71	A
	9	9	9	12	2,85	2,85	2,85	3,60	8,51	12,15	14,40	2,00	3,21	4,24	3,78	A
	9	9	9	18	2,65	2,65	2,65	4,70	8,86	12,65	14,40	2,23	3,30	4,24	3,83	A
	9	9	12	12	2,75	2,75	3,50	3,50	8,75	12,50	14,40	2,18	3,30	4,24	3,79	A
	9	9	12	18	2,60	2,60	3,40	4,70	9,31	13,30	14,40	2,44	3,45	4,24	3,86	A
	9	12	12	12	2,60	3,50	3,50	3,50	9,17	13,10	14,40	2,53	3,45	4,24	3,80	A
	9	12	12	18	2,50	3,40	3,40	4,60	9,73	13,90	14,40	2,57	3,62	4,24	3,84	A
	12	12	12	12	3,45	3,45	3,45	3,45	9,66	13,80	14,40	2,66	3,61	4,24	3,82	A
	12	12	12	18	3,30	3,30	3,30	4,10	9,73	14,00	14,40	2,70	3,70	4,24	3,78	A

38QUS042DS5-1

COOLING	INDOOR UNIT COMBINATIONS					INDOOR UNIT CAPACITY (KW)					COOLING CAPACITY (KW)			POWER CONSUMPTION (KW)			EER	CLASS
	A			B		A			B		Min.	Nom.	Max.	Min.	Nom.	Max.		
1 unit (1x1)	9	—	—	—	—	2,77	—	—	—	—	1,16	2,77	3,32	0,54	0,98	1,22	2,82	C
	12	—	—	—	—	3,46	—	—	—	—	1,45	3,46	4,15	0,62	1,24	1,55	2,78	D
	18	—	—	—	—	5,35	—	—	—	—	2,25	5,35	6,42	0,78	1,95	2,42	2,75	D
	24	—	—	—	—	7,03	—	—	—	—	2,95	7,03	8,44	1,04	2,60	3,24	2,70	D
2 units (1x2)	9	9	—	—	—	2,45	2,45	—	—	—	2,06	4,91	5,80	0,67	1,67	2,09	2,93	C
	9	12	—	—	—	2,40	2,96	—	—	—	2,25	5,36	6,30	0,74	1,85	2,29	2,90	C
	9	18	—	—	—	2,28	4,66	—	—	—	2,92	6,94	8,05	0,97	2,44	2,98	2,85	C
	9	24	—	—	—	2,23	6,00	—	—	—	3,45	8,22	9,47	1,17	2,94	3,57	2,80	C
	12	12	—	—	—	2,91	2,91	—	—	—	2,44	5,81	6,80	0,82	2,05	2,54	2,83	C
	12	18	—	—	—	2,78	4,61	—	—	—	3,11	7,39	8,55	1,05	2,62	3,20	2,82	C
	12	24	—	—	—	2,72	5,95	—	—	—	3,64	8,68	9,97	1,25	3,12	3,79	2,78	D
	18	18	—	—	—	4,49	4,49	—	—	—	3,77	8,98	10,30	1,32	3,30	4,01	2,72	D
3 units (1x3)	9	9	9	—	—	2,48	2,48	2,48	—	—	3,12	7,43	8,55	1,00	2,49	3,08	2,98	C
	9	9	12	—	—	2,45	2,45	3,01	—	—	3,32	7,91	9,07	1,07	2,66	3,27	2,97	C
	9	9	18	—	—	2,37	2,37	4,84	—	—	4,02	9,58	10,88	1,32	3,30	4,03	2,90	C
	9	9	24	—	—	2,33	2,33	6,27	—	—	4,59	10,94	12,34	1,53	3,84	4,66	2,85	C
	9	12	12	—	—	2,42	2,98	2,98	—	—	3,52	8,39	9,58	1,14	2,84	3,48	2,95	C
	9	12	18	—	—	2,36	2,90	4,80	—	—	4,23	10,06	11,39	1,37	3,43	4,17	2,93	C
	9	12	24	—	—	2,32	2,85	6,24	—	—	4,79	11,41	12,86	1,59	3,98	4,81	2,87	C
	9	18	18	—	—	2,31	4,71	4,71	—	—	4,93	11,73	13,20	1,68	4,19	5,08	2,80	C
	12	12	12	—	—	2,96	2,96	2,96	—	—	3,72	8,87	10,10	1,19	2,98	3,63	2,98	C
	12	12	18	—	—	2,88	2,88	4,77	—	—	4,43	10,54	11,91	1,43	3,57	4,33	2,95	C
	12	12	24	—	—	2,83	2,83	6,19	—	—	4,97	11,84	13,26	1,69	4,23	5,10	2,80	C
	12	18	18	—	—	2,80	4,63	4,63	—	—	5,06	12,06	13,39	1,73	4,34	5,19	2,78	D
4 units (1x4)	9	9	9	9	—	2,47	2,47	2,47	2,47	—	4,15	9,89	11,35	1,29	3,22	4,03	3,07	B
	9	9	9	12	—	2,45	2,45	2,45	3,01	—	4,35	10,36	11,89	1,35	3,39	4,23	3,06	B
	9	9	9	18	—	2,38	2,38	2,38	4,86	—	5,05	12,02	13,78	1,59	3,97	4,96	3,03	B
	9	9	9	24	—	2,26	2,26	2,26	6,09	—	5,40	12,87	14,04	1,77	4,44	5,30	2,90	C
	9	9	12	12	—	2,43	2,43	2,99	2,99	—	4,55	10,83	12,43	1,41	3,53	4,41	3,07	B
	9	9	12	18	—	2,34	2,34	2,88	4,76	—	5,17	12,32	13,87	1,63	4,08	5,01	3,02	B
	9	9	12	24	—	2,22	2,22	2,74	5,99	—	5,53	13,17	14,13	1,83	4,57	5,37	2,88	C
	9	12	12	12	—	2,41	2,97	2,97	2,97	—	4,75	11,31	12,97	1,49	3,73	4,66	3,03	B
	9	12	12	18	—	2,29	2,82	2,82	4,68	—	5,30	12,62	13,96	1,73	4,32	5,23	2,92	C
	12	12	12	12	—	2,94	2,94	2,94	2,94	—	4,95	11,78	13,51	1,57	3,91	4,89	3,01	B
	12	12	12	18	—	2,77	2,77	2,77	4,59	—	5,43	12,92	14,05	1,78	4,45	5,30	2,90	C
5 units (1x5)	9	9	9	9	9	2,46	2,46	2,46	2,46	2,46	5,17	12,31	14,40	1,53	3,82	5,11	3,22	A
	9	9	9	9	12	2,42	2,42	2,42	2,42	2,98	5,31	12,64	14,44	1,57	3,93	5,12	3,22	A
	9	9	9	9	18	2,29	2,29	2,29	2,29	4,66	5,80	13,81	14,56	1,70	4,25	5,11	3,25	A
	9	9	9	12	12	2,38	2,38	2,38	2,92	2,92	5,45	12,98	14,47	1,59	3,98	5,06	3,26	A
	9	9	9	12	18	2,26	2,26	2,26	2,78	4,60	5,94	14,15	14,60	1,72	4,30	5,05	3,29	A
	9	9	12	12	12	2,34	2,34	2,88	2,88	3,07	5,67	13,50	14,51	1,66	4,14	5,07	3,26	A
	9	12	12	12	12	2,30	2,84	2,84	2,84	2,84	5,73	13,65	14,54	1,66	4,16	5,05	3,28	A
	9	12	12	12	18	2,25	2,75	2,75	2,75	3,70	5,96	14,20	14,60	1,73	4,33	5,07	3,28	A
	12	12	12	12	12	2,83	2,83	2,83	2,83	2,83	5,94	14,15	14,60	1,73	4,31	5,07	3,28	A

38QUS042DS5-1

HEATING	INDOOR UNIT COMBINATIONS					INDOOR UNIT CAPACITY (KW)					HEATING CAPACITY (KW)			POWER CONSUMPTION (KW)			COP	CLASS
	A			B		A			B		Min.	Nom.	Max.	Min.	Nom.	Max.		
1 unit (1x1)	9	—	—	—	—	2,92	—	—	—	—	1,23	2,92	3,36	0,51	0,92	1,09	3,18	D
	12	—	—	—	—	3,75	—	—	—	—	1,58	3,75	4,31	0,59	1,19	1,41	3,16	D
	18	—	—	—	—	6,00	—	—	—	—	2,52	6,00	6,90	0,77	1,92	2,28	3,12	D
	24	—	—	—	—	7,03	—	—	—	—	2,95	7,03	8,08	0,91	2,27	2,69	3,10	D
2 units (1x2)	9	9	—	—	—	2,97	2,97	—	—	—	2,50	5,95	7,36	0,73	1,82	2,37	3,26	C
	9	12	—	—	—	2,92	3,60	—	—	—	2,74	6,52	8,04	0,81	2,02	2,62	3,22	C
	9	18	—	—	—	2,80	5,72	—	—	—	3,58	8,52	10,42	1,07	2,66	3,42	3,20	C
	9	24	—	—	—	2,75	7,40	—	—	—	4,26	10,14	12,34	1,29	3,22	4,11	3,15	D
	12	12	—	—	—	3,55	3,55	—	—	—	2,98	7,09	8,72	0,89	2,22	2,86	3,20	C
	12	18	—	—	—	3,42	5,67	—	—	—	3,82	9,09	11,10	1,15	2,87	3,67	3,17	D
	12	24	—	—	—	3,36	7,35	—	—	—	4,50	10,72	13,02	1,37	3,41	4,36	3,14	D
	18	18	—	—	—	5,55	5,55	—	—	—	4,66	11,10	13,47	1,42	3,56	4,54	3,12	D
3 units (1x3)	9	9	9	—	—	2,75	2,75	2,75	—	—	3,47	8,25	9,94	1,00	2,50	3,21	3,30	C
	9	9	12	—	—	2,68	2,68	3,30	—	—	3,64	8,67	10,45	1,06	2,64	3,39	3,28	C
	9	9	18	—	—	2,51	2,51	5,12	—	—	4,26	10,14	12,25	1,26	3,15	4,06	3,22	C
	9	9	24	—	—	2,41	2,41	6,49	—	—	4,75	11,32	13,70	1,41	3,54	4,57	3,20	C
	9	12	12	—	—	2,63	3,23	3,23	—	—	3,82	9,09	10,97	1,12	2,79	3,58	3,26	C
	9	12	18	—	—	2,47	3,04	5,04	—	—	4,43	10,55	12,76	1,30	3,25	4,18	3,25	C
	9	12	24	—	—	2,38	2,93	6,42	—	—	4,93	11,74	14,22	1,49	3,73	4,82	3,15	D
	9	18	18	—	—	2,37	4,82	4,82	—	—	5,05	12,02	14,56	1,55	3,88	5,02	3,10	D
	12	12	12	—	—	3,17	3,17	3,17	—	—	3,99	9,51	11,48	1,16	2,91	3,74	3,27	C
	12	12	18	—	—	3,00	3,00	4,97	—	—	4,61	10,97	13,28	1,37	3,43	4,43	3,20	C
	12	12	24	—	—	2,90	2,90	6,34	—	—	5,10	12,14	14,62	1,57	3,91	5,04	3,10	D
	12	18	18	—	—	2,87	4,75	4,75	—	—	5,20	12,37	14,74	1,62	4,04	5,15	3,06	D
4 units (1x4)	9	9	9	9	—	2,66	2,66	2,66	2,66	—	4,46	10,62	12,03	1,23	3,08	3,76	3,45	B
	9	9	9	12	—	2,61	2,61	2,61	3,21	—	4,63	11,03	12,45	1,35	3,37	4,12	3,27	C
	9	9	9	18	—	2,47	2,47	2,47	5,04	—	5,23	12,45	13,92	1,53	3,82	4,62	3,26	C
	9	9	9	24	—	2,34	2,34	2,34	6,29	—	5,59	13,30	14,56	1,64	4,11	4,87	3,24	C
	9	9	12	12	—	2,56	2,56	3,15	3,15	—	4,80	11,44	12,87	1,45	3,62	4,42	3,16	D
	9	9	12	18	—	2,42	2,42	2,98	4,93	—	5,36	12,75	14,15	1,56	3,89	4,67	3,28	C
	9	9	12	24	—	2,30	2,30	2,83	6,18	—	5,71	13,61	14,79	1,68	4,20	4,95	3,24	C
	9	12	12	12	—	2,52	3,11	3,11	3,11	—	4,97	11,84	13,29	1,45	3,63	4,42	3,26	C
	9	12	12	18	—	2,37	2,92	2,92	4,84	—	5,48	13,05	14,37	1,61	4,02	4,79	3,25	C
	12	12	12	12	—	3,06	3,06	3,06	3,06	—	5,14	12,25	13,71	1,50	3,76	4,55	3,26	C
	12	12	12	18	—	2,87	2,87	2,87	4,75	—	5,61	13,35	14,60	1,65	4,12	4,88	3,24	C
5 units (1x5)	9	9	9	9	9	2,46	2,46	2,46	2,46	2,46	5,17	12,31	15,40	1,35	3,37	4,74	3,65	A
	9	9	9	9	12	2,44	2,44	2,44	2,44	3,00	5,36	12,77	15,42	1,39	3,48	4,72	3,67	A
	9	9	9	9	18	2,38	2,38	2,38	2,38	4,85	6,04	14,38	15,48	1,55	3,89	4,69	3,70	A
	9	9	9	12	12	2,42	2,42	2,42	2,98	2,98	5,56	13,23	15,44	1,44	3,60	4,71	3,68	A
	9	9	9	12	18	2,37	2,37	2,37	2,91	4,83	6,23	14,84	15,50	1,60	3,99	4,67	3,72	A
	9	9	12	12	12	2,41	2,41	2,96	2,96	2,96	5,75	13,69	15,46	1,48	3,71	4,70	3,69	A
	9	12	12	12	12	2,39	2,94	2,94	2,94	2,94	5,94	14,15	15,47	1,53	3,82	4,69	3,70	A
	9	12	12	12	18	2,30	2,86	2,86	2,86	4,07	6,28	14,95	15,60	1,62	4,04	4,73	3,70	A
	12	12	12	12	12	2,98	2,98	2,98	2,98	2,98	6,26	14,90	15,60	1,60	4,01	4,70	3,72	A

Professional solutions from professionals

LIGHT COMMERCIAL COMFORT SOLUTIONS

Carrier light commercial solutions are designed to meet the requirements of a variety of building types and applications.

ENERGY EFFICIENCY

The inverter technology that the systems use offers considerable advantages in terms of energy savings. The variable capacity management of the compressor allows the system to maintain room temperature control and to ensure minimum energy usage.

EXTENDED RANGE OF SOLUTIONS

Carrier Light Commercial systems, with state-of-the-art technologies, flexible controls, variety of indoor units, wide range of capacities and improved installation, bring comfort and convenience to any light commercial installation.

OPERATIONS AND MAINTENANCE

With superior quality and performance, the decision to partner with Carrier for light commercial solutions is an easy one. Our independent partners make installing and maintaining those solutions for optimal performance simple as well.

Setting the standard for performance, energy efficiency and sustainability

SINGLE SPLIT SYSTEMS

Inverter Console/ Under-ceiling | 42QZL/38QUS-DS

FEATURES

- This console has been designed not only to be slim and stylish but also to give high performance.
- All units can be mounted on walls or under the ceiling.
- 3D motorised louvers allow air distribution direction according to individual preferences.
- State of the art fans and advanced slimline coil.
- Easy installation and maintenance: all internal components can be easily accessed by removing the grille.
- Choice of wired (optional) or wireless controls (standard).

Unit

Remote controle

TECHNICAL SPECIFICATIONS

EUROVENT CERTIFIED PERFORMANCE

INDOOR UNIT		42QZL018DS-1	42QZL024DS-1	42QZL030DS-1	42QZL036DS-1	42QZL048DS-1
OUTDOOR UNIT		38QUS018DS-1	38QUS024DS-1	38QUS030DS-1	38QUS036DS-1	38QUS048DS-1
Cooling capacity	kW	5.00 (2.0~5.5)	7.03 (2.5~8.0)	8.40 (2.1~10.5)	10.4 (4.4~11.0)	13.6 (4.8~14.0)
Heating capacity	kW	5.50 (2.0~6.0)	7.30 (2.5~8.5)	9.00 (2.1~10.8)	11.9 (3.7~13.8)	15.5 (5.4~16.0)
Heating capacity at -7°C	kW	4,3	5,3	6,5	9,8	11,3
P design capacity cooling	kW	5,00	7,03	8,40	10,4	13,6
P design capacity heating (average)	kW	4,32	5,20	7,91	10,2	10,6
Temp range cooling	°C	-10~46	-10~46	-10~46	-10~46	-10~46
Temp range heating	°C	-15~24	-15~24	-15~24	-15~24	-15~24
SEER / SCOP (warmer) / SCOP (average)		5.9 / 5.1 / 4.1	5.8 / 4.6 / 4.0	6.3 / 5.2 / 4.0	6.3 / 5.1 / 4.0	5.9 / 5.3 / 4.0
Energy label		A+ / A+++ / A+	A+ / A++ / A+	A++ / A+++ / A+	A++ / A+++ / A+	A+ / A+++ / A+
Yearly energy consumption	kWh	298/1470/1466	424/1820/2373	469/2769/2108	576/3561/2922	810/3718/3167
Power supply	V-ph-Hz	220-240V, 1ph, 50Hz	220-240V, 1ph, 50Hz	220-240V, 1ph, 50Hz	220-240V, 1ph, 50Hz	220-240V, 1ph, 50Hz
Standard current (cooling)	A	7,8	11,0	13,5	17,1	24,4
Standard input (cooling)	W	1720	2430	2970	3970	5620
Standard current (heating)	A	6,1	9,6	11,3	14,0	23,4
Standard input (heating)	W	1360	2180	2480	3200	5300
Refrigerant amount R410a	kg	1,70	2,05	2,80	3,65	4,00
Liquid side / Gas side	inch	1/4"-1/2"	3/8"-5/8"	3/8"-5/8"	3/8"-5/8"	3/8"-5/8"
Standard piping length	m	5	5	5	5	5
Min. piping length	m	3	3	3	3	3
Max. piping length	m	30	40	20	50	50
Max. difference	m	20	20	8	25	25
Additional charge	g/m	15	30	15	30	30

INDOOR UNIT		42QZL018DS-1	42QZL024DS-1	42QZL030DS-1	42QZL036DS-1	42QZL048DS-1
Sound power level	dB(A)	58	63	65	65	69
Sound pressure level (H/M/L/S)	dB(A)	45/42/39	52/50/45	54/49/44	55/51/46	55/51/46
Airflow (high/med/low/silence)	m3/h	900/790/670	1200/1050/850	1650/1450/1250	2000/1700/1350	2100/1700/1500
Weight	kg	27.0	26.5	31	38	38.2
Dimensions (WxDxH)	mm	1068x675x235	1068x675x235	1285x675x235	1650x675x235	1650x675x235

OUTDOOR UNIT		38QUS018DS-1	38QUS024DS-1	38QUS030DS-1	38QUS036DS-1	38QUS048DS-1
Sound power level	dB(A)	65	69	70	70	75
Sound pressure level	dB(A)	57	61	62	64	64
Airflow	m3/h	2100	2700	4300	4150	6800
Weight	kg	38.0	50.0	62.9	70.5	95.1
Dimensions (WxDxH)	mm	800×333×554	845×363×702	946x410x810	946x410x810	952x415x1333

Notes:
Cooling Capacities are based on 27°C (WB) indoor air temperature and 35 °C (DB) / 24 °C (WB) outdoor air temperature.
Heating Capacities are based on 20 °C (DB) / 15 °C (WB) indoor air temperature and 7 °C (DB) / 6 °C (WB) outdoor air temperature.

Carrier
United Technologies

www.beijerref-carrier.com

Inverter Console/ Under-ceiling | 42QZL/38QUS-DT

FEATURES

- This console has been designed not only to be slim and stylish but also to give high performance.
- All units can be mounted on walls or under the ceiling.
- 3D motorised louvers allow air distribution direction according to individual preferences.
- State of the art fans and advanced slimline coil.
- Easy installation and maintenance: all internal components can be easily accessed by removing the grille.
- Choice of wired (optional) or wireless controls (standard).

Unit

Remote controle

TECHNICAL SPECIFICATIONS

EUROVENT CERTIFIED PERFORMANCE

INDOOR UNIT		42QZL036DS-1	42QZL048DS-1	42QZL060DS-1
OUTDOOR UNIT		38QUS036DT-1	38QUS048DT-1	38QUS060DT-1
Cooling capacity	kW	10.4 (4.0~11.4)	13.6 (4.8~14.0)	15.5 (5.4~16.0)
Heating capacity	kW	11.9 (2.9~14.5)	15.5 (5.4~16.0)	17.5 (4.3~18.5)
Heating capacity at -7°C	kW	9,7	11,1	11,5
P design capacity cooling	kW	10,4	13,6	15,5
P design capacity heating (average)	kW	10,3	11,3	11,8
Temp range cooling	°C	-10~46	-10~46	-10~46
Temp range heating	°C	-15~24	-15~24	-15~24
SEER / SCOP (warmer) / SCOP (average)		6.3 / 5.1 / 4.0	5.8 / 5.3 / 4.0	5.8 / 5.1 / 4.1
Energy label		A++ / A+++ / A+	A+ / A+++ / A+	A+ / A+++ / A+
Yearly energy consumption	kWh	575/3599/2874	815/3954/3179	938/4011/3173
Power supply	V-ph-Hz	380-415V, 3ph, 50Hz	380-415V, 3ph, 50Hz	380-415V, 3ph, 50Hz
Standard current (cooling)	A	6,0	9,3	10,5
Standard input (cooling)	W	3680	5620	6150
Standard current (heating)	A	5,3	8,6	9,4
Standard input (heating)	W	3200	5130	5600
Refrigerant amount R410a	kg	3,65	4,00	4,30
Liquid side / Gas side	inch	3/8"-5/8"	3/8"-5/8"	3/8"-5/8"
Standard piping length	m	5	5	5
Min. piping length	m	3	3	3
Max. piping length	m	20	50	50
Max. difference	m	8	25	25
Additional charge	g/m	15	30	30

INDOOR UNIT		42QZL036DS-1	42QZL048DS-1	42QZL060DS-1
Sound power level	dB(A)	65	69	73
Sound pressure level (H/M/L/S)	dB(A)	55/51/46	55/51/46	56/51/47
Airflow (high/med/low/silence)	m3/h	2000/1700/1350	2100/1700/1500	2250/1900/1500
Weight	kg	38	38.2	40.5
Dimensions (WxDxH)	mm	1650x675x235	1650x675x235	1650x675x235

OUTDOOR UNIT		38QUS036DT-1	38QUS048DT-1	38QUS060DT-1
Sound power level	dB(A)	70	75	77
Sound pressure level	dB(A)	64	64	64
Airflow	m3/h	4150	6800	7000
Weight	kg	85.3	108.1	112.8
Dimensions (WxDxH)	mm	946x410x810	952x415x1333	952x415x1333

Notes:
Cooling Capacities are based on 27°C (WB) indoor air temperature and 35 °C (DB) / 24 °C (WB) outdoor air temperature.
Heating Capacities are based on 20 °C (DB) / 15 °C (WB) indoor air temperature and 7 °C (DB) / 6 °C (WB) outdoor air temperature.

Carrier
United Technologies

www.beijerref-carrier.com

Inverter Cassette 60 x 60 | 42QTD/38QUS-DS

FEATURES

The ideal solution for any commercial application.

- Compact design.
- Allows 360° airflow for optimum air distribution in the room.
- Standard dimensions compatible with all suspended ceiling systems.
- Fresh air intake and additional outlet grille that allows the air conditioning of an adjoining room.
- Fresh air inlet for constant air renewal.
- Easy accessibility to the key components on the unit simply by opening the grille or removing the front panel.
- Built in Drain Pump that can lift the condensate water up to 750 mm.
- Choice of wired (optional) or wireless controls (standard).

Unit

Remote controle

TECHNICAL SPECIFICATIONS

EUROVENT CERTIFIED PERFORMANCE

INDOOR UNIT		42QTD009DS-1	42QTD012DS-1	42QTD018DS-1
OUTDOOR UNIT		38QUS009DS-1	38QUS012DS-1	38QUS018DS-1
Cooling capacity	kW	2.64 (0.9~3.7)	3.52 (1.4~3.9)	5.00 (2.0~5.5)
Heating capacity	kW	3.00 (0.8~3.8)	4.00 (1.2~4.2)	5.50 (2.0~6.0)
Heating capacity at -7 °C	kW	2,7	2,7	3,9
P design capacity cooling	kW	2,64	3,52	5,00
P design capacity heating (average)	kW	2,40	2,94	3,90
Temp range cooling	°C	-10~46	-10~46	-10~46
Temp range heating	°C	-15~24	-15~24	-15~24
SEER / SCOP (warmer) / SCOP (average)		6.2 / 5.1 / 4.0	6.2 / 5.1 / 4.1	6.0 / 5.1 / 4.0
Energy label		A++ / A+++ / A+	A++ / A+++ / A+	A+ / A+++ / A+
Yearly energy consumption	kWh	149/837/714	199/1002/960	293/1365/1345
Power supply	V-ph-Hz	220-240V, 1ph, 50Hz	220-240V, 1ph, 50Hz	220-240V, 1ph, 50Hz
Standard current (cooling)	A	3,4	5,0	8,1
Standard input (cooling)	W	740	1140	1800
Standard current (heating)	A	3,6	4,7	7,5
Standard input (heating)	W	820	1080	1700
Refrigerant amount R410a	kg	0,72	1,05	1,70
Liquid side / Gas side	inch	1/4"-3/8"	1/4"-3/8"	1/4"-1/2"
Standard piping length	m	5	5	5
Min. piping length	m	3	3	3
Max. piping length	m	25	25	30
Max. difference	m	10	10	20
Additional charge	g/m	15	15	15

INDOOR UNIT		42QTD009DS-1	42QTD012DS-1	42QTD018DS-1
Sound power level	dB(A)	58	59	60
Sound pressure level (high/med/low/silence)	dB(A)	42/39/36	42/39/36	45/42/36
Airflow (high/med/low/silence)	m3/h	560/430/390	560/430/390	650/530/370
Weight unit	kg	15.0	16.5	16.5
Weight panel	kg	2.5	2.5	2.5
Dimensions unit (WxDxH)	mm	570x570x260	570x570x260	570x570x260
Dimensions panel (WxDxH)	mm	647x647x50	647x647x50	647x647x50

OUTDOOR UNIT		38QUS009DS-1	38QUS012DS-1	38QUS018DS-1
Sound power level	dB(A)	64	65	65
Sound pressure level	dB(A)	54	56	57
Airflow	m3/h	1900	2100	2100
Weight	kg	26.0	28.5	38.0
Dimensions (WxDxH)	mm	770×300×555	800×333×554	800×333×554

Notes:
Cooling Capacities are based on 27°C (WB) indoor air temperature and 35 °C (DB) / 24 °C (WB) outdoor air temperature.
Heating Capacities are based on 20 °C (DB) / 15 °C (WB) indoor air temperature and 7 °C (DB) / 6 °C (WB) outdoor air temperature.

Carrier
United Technologies

www.beijerref-carrier.com

Inverter Cassette 90 x 90 | 42QTD/38QUS-DS

FEATURES

The ideal solution for any commercial application.

- Allows 360° airflow for optimum air distribution in the room.
- Standard dimensions compatible with all suspended ceiling systems.
- Fresh air intake and additional outlet grille that allows the air conditioning of an adjoining room.
- Fresh air inlet for constant air renewal.
- Easy accessibility to the key components on the unit simply by opening the grille or removing the front panel.
- Built in Drain Pump that can lift the condensate water up to 750 mm.
- Choice of wired (optional) or wireless controls (standard).

Unit

Remote controle

TECHNICAL SPECIFICATIONS

EUROVENT CERTIFIED PERFORMANCE

INDOOR UNIT		42QTD024DS-1	42QTD030DS-1	42QTD036DS-1	42QTD048DS-1
OUTDOOR UNIT		38QUS024DS-1	38QUS030DS-1	38QUS036DS-1	38QUS048DS-1
Cooling capacity	kW	7.03 (2.5~8.0)	8.40 (2.1~10.5)	10.2 (4.5~11.0)	13.4 (4.8~14.0)
Heating capacity	kW	7.03 (2.5~8.5)	9.10 (2.1~10.5)	11.3 (3.7~13.7)	15.5 (5.4~16.0)
Heating capacity at -7°C	kW	5,4	6,6	9,7	10,4
P design capacity cooling	kW	7,03	8,40	10,2	13,4
P design capacity heating (average)	kW	5,54	7,00	9,3	10,7
Temp range cooling	°C	-10~46	-10~46	-10~46	-10~46
Temp range heating	°C	-15~24	-15~24	-15~24	-15~24
SEER / SCOP (warmer) / SCOP (average)		6.1 / 4.8 / 4.0	6.4 / 5.2 / 4.0	6.0 / 5.0 / 4.0	5.5 / 5.0 / 4.0
Energy label		A++ / A++ / A+	A++ / A+++ / A+	A+ / A++ / A+	A / A++ / A+
Yearly energy consumption	kWh	403/1937/2277	459/2453/1950	588/3244/2894	852/3756/3323
Power supply	V-ph-Hz	220-240V, 1ph, 50Hz	220-240V, 1ph, 50Hz	220-240V, 1ph, 50Hz	220-240V, 1ph, 50Hz
Standard current (cooling)	A	10,5	12,4	16,6	24,1
Standard input (cooling)	W	2400	2780	3750	5530
Standard current (heating)	A	9,6	10,6	15,2	23,1
Standard input (heating)	W	2180	2300	3300	5300
Refrigerant amount R410a	kg	2,05	2,80	3,65	4,00
Liquid side / Gas side	inch	3/8"-5/8"	3/8”-5/8”	3/8"-5/8"	3/8"-5/8"
Standard piping length	m	5	5	5	5
Min. piping length	m	3	3	3	3
Max. piping length	m	40	50	50	50
Max. difference	m	20	25	25	25
Additional charge	g/m	30	30	30	30

INDOOR UNIT		42QTD024DS-1	42QTD030DS-1	42QTD036DS-1	42QTD048DS-1
Sound power level	dB(A)	61	65	65	67
Sound pressure level (high/med/low/silence)	dB(A)	49/46/43	50/48/44	53/51/48	51/49/47
Airflow (high/med/low/silence)	m3/h	1350/1200/1070	1390/1110/750	1800/1600/1400	1900/1600/1330
Weight unit	kg	24.5	26.5	27.5	28
Weight panel	kg	5	5	5	5
Dimensions unit (WxDxH)	mm	840x840x245	840x840x245	840x840x245	840x840x287
Dimensions panel (WxDxH)	mm	950x950x55	950x950x55	950x950x55	950x950x55

OUTDOOR UNIT		38QUS024DS-1	38QUS030DS-1	38QUS036DS-1	38QUS048DS-1
Sound power level	dB(A)	69	70	70	75
Sound pressure level	dB(A)	61	62	64	64
Airflow	m3/h	2700	4300	4150	6800
Weight	kg	50	62.9	70.5	95.1
Dimensions (WxDxH)	mm	845×363×702	946x410x810	946x410x810	952x415x1333

Notes:
Cooling Capacities are based on 27°C (WB) indoor air temperature and 35 °C (DB) / 24 °C (WB) outdoor air temperature.
Heating Capacities are based on 20 °C (DB) / 15 °C (WB) indoor air temperature and 7 °C (DB) / 6 °C (WB) outdoor air temperature.

Carrier
United Technologies

www.beijerref-carrier.com

Inverter Cassette 90 x 90 | 42QTD/38QUS-DT

FEATURES

The ideal solution for any commercial application.

- Allows 360° airflow for optimum air distribution in the room.
- Standard dimensions compatible with all suspended ceiling systems.
- Fresh air intake and additional outlet grille that allows the air conditioning of an adjoining room.
- Fresh air inlet for constant air renewal.
- Easy accessibility to the key components on the unit simply by opening the grille or removing the front panel.
- Built in Drain Pump that can lift the condensate water up to 750 mm.
- Choice of wired (optional) or wireless controls (standard).

Unit

Remote controle

TECHNICAL SPECIFICATIONS

EUROVENT CERTIFIED PERFORMANCE

INDOOR UNIT		42QTD036DS-1	42QTD048DS-1	42QTD060DS-1
OUTDOOR UNIT		38QUS036DT-1	38QUS048DT-1	38QUS060DT-1
Cooling capacity	kW	10.2 (3.8~11.5)	13.4 (4.8~14.0)	15.1 (5.0~16.0)
Heating capacity	kW	11.3 (2.9~13.8)	15.5 (5.4~16.0)	18.0 (3.9~18.2)
Heating capacity at -7°C	kW	9,6	10,5	12,2
P design capacity cooling	kW	10,2	13,4	15,1
P design capacity heating (average)	kW	9,6	11,0	11,2
Temp range cooling	°C	-10~46	-10~46	-10~46
Temp range heating	°C	-15~24	-15~24	-15~24
SEER / SCOP (warmer) / SCOP (average)		5.9 / 5.0 / 4.0	5.6 / 5.1 / 4.0	5.7 / 5.2 / 4.0
Energy label		A+ / A++ / A+	A+ / A+++ / A+	A+ / A+++ / A+
Yearly energy consumption	kWh	610/3360/2885	834/3847/3231	929/3916/3225
Power supply	V-ph-Hz	380-415V, 3ph, 50Hz	380-415V, 3ph, 50Hz	380-415V, 3ph, 50Hz
Standard current (cooling)	A	6,0	8,9	10,6
Standard input (cooling)	W	3890	5310	6240
Standard current (heating)	A	5,3	8,5	9,5
Standard input (heating)	W	3300	5130	5760
Refrigerant amount R410a	kg	3,65	4,00	4,30
Liquid side / Gas side	inch	3/8"-5/8"	3/8"-5/8"	3/8"-5/8"
Standard piping length	m	5	5	5
Min. piping length	m	3	3	3
Max. piping length	m	50	50	50
Max. difference	m	25	25	25
Additional charge	g/m	30	30	30

INDOOR UNIT		42QTD036DS-1	42QTD048DS-1	42QTD060DS-1
Sound power level	dB(A)	65	67	70
Sound pressure level (high/med/low/silence)	dB(A)	53/51/48	51/49/47	54/52/49
Airflow (high/med/low/silence)	m3/h	1800/1600/1400	1900/1600/1330	2000/1780/1580
Weight unit	kg	27.5	28	31
Weight panel	kg	5	5	5
Dimensions unit (WxDxH)	mm	840x840x245	840x840x287	840x840x287
Dimensions panel (WxDxH)	mm	950x950x55	950x950x55	950x950x55

OUTDOOR UNIT		38QUS036DT-1	38QUS048DT-1	38QUS060DT-1
Sound power level	dB(A)	70	75	77
Sound pressure level	dB(A)	64	63	64
Airflow	m3/h	4150	6800	7000
Weight	kg	85.3	108.1	112.8
Dimensions (WxDxH)	mm	946x410x810 810	952x415x1333	952x415x1333

Notes:
Cooling Capacities are based on 27°C (WB) indoor air temperature and 35 °C (DB) / 24 °C (WB) outdoor air temperature.
Heating Capacities are based on 20 °C (DB) / 15 °C (WB) indoor air temperature and 7 °C (DB) / 6 °C (WB) outdoor air temperature.

Carrier
United Technologies

www.beijerref-carrier.com

Inverter Ducted | 42QSS/38QUS-DS

FEATURES

Compact and versatile is the ideal choice for new or refurbished buildings.

- Slim line profile that allows installation in applications with low available height.
- Automatic static pressure control.
- Reliable and durable unit thanks to high efficient DC rotary inverter driven compressor.
- Max static pressure 160pa.
- Easy installation and maintenance as all components can be accessed by removing the grille.
- Equipped with fresh air intake.
- Built in Drain Pump that can lift the condensate water up to 750 mm.
- Standard equiped air filter.
- Choice of wired (optional) or wireless controls (standard).



Unit

Remote controle

TECHNICAL SPECIFICATIONS

EUROVENT CERTIFIED PERFORMANCE

INDOOR UNIT		42QSS012DS-1	42QSS018DS-1	42QSS024DS-1	42QSS030DS-1	42QSS036DS-1	42QSS048DS-1
OUTDOOR UNIT		38QUS012DS-1	38QUS018DS-1	38QUS024DS-1	38QUS030DS-1	38QUS036DS-1	38QUS048DS-1
Cooling capacity	kW	3.52 (1.4~3.9)	5.00 (2.0~5.5)	7.03 (2.5~7.7)	8.70 (2.1~10.5)	10.2 (3.7~11.0)	13.7 (5.1~14.4)
Heating capacity	kW	3.80 (1.2~4.2)	5.40 (2.0~6.0)	7.40 (2.4~8.7)	9.30 (2.1~10.8)	12.7 (3.0~14.0)	15.4 (4.4~16.4)
Heating capacity at -7°C	kW	2,5	4,0	5,3	7	10,3	10,8
P design capacity cooling	kW	3,52	5,00	7,03	8,70	10,2	13,7
P design capacity heating (average)	kW	2,83	4,20	5,20	7,23	10,3	10,3
Temp range cooling	°C	-10~46	-10~46	-10~46	-10~46	-10~46	-10~46
Temp range heating	°C	-15~24	-15~24	-15~24	-15~24	-15~24	-15~24
SEER / SCOP (warmer) / SCOP (average)		6.1 / 5.1 / 4.0	6.3 / 5.1 / 4.0	6.1 / 5.1 / 4.0	6.5 / 4.8 / 4.0	6.2 / 5.1 / 4.0	5.8 / 4.9 / 4.0
Energy label		A++ / A+++ / A+	A++ / A+++ / A+	A++ / A+++ / A+	A++ / A+++ / A+	A++ / A+++ / A+	A+ / A++ / A+
Yearly energy consumption	kWh	202/985/941	277/1468/1465	401/1820/2058	469/2532/2040	574/3598/2888	826/3597/3337
Power supply	V-ph-Hz	220-240V, 1ph, 50Hz	220-240V, 1ph, 50Hz	220-240V, 1ph, 50Hz	220-240V, 1ph, 50Hz	220-240V, 1ph, 50Hz	220-240V, 1ph, 50Hz
Standard current (cooling)	A	5,5	7,7	9,7	13,1	17,4	22,3
Standard input (cooling)	W	1250	1680	2300	2860	3890	5070
Standard current (heating)	A	5,2	6,6	9,5	11,6	15,7	19,5
Standard input (heating)	W	1190	1500	2150	2490	3410	4400
Refrigerant amount R410a	kg	1,05	1,7	2,05	2,8	3,65	4,00
Liquid side / Gas side	inch	1/4"-3/8"	1/4"-1/2"	3/8"-5/8"	3/8”-5/8”	3/8"-5/8"	3/8”-5/8”
Standard piping length	m	5	5	5	5	5	5
Min. piping length	m	3	3	3	3	3	3
Max. piping length	m	25	30	40	50	50	50
Max. difference	m	10	20	20	25	25	25
Additional charge	g/m	15	15	30	30	30	30

INDOOR UNIT		42QSS012DS-1	42QSS018DS-1	42QSS024DS-1	42QSS030DS-1	42QSS036DS-1	42QSS048DS-1
Sound power level	dB(A)	60	60	61	65	65	71
Sound pressure level (H/M/L/S)	dB(A)	42/38/35	42/40/38	43/40/38	47/45/42	47/45/42	53/51/49
Airflow (H/M/L/S)	m3/h	540/500/370	790/660/490	1120/900/420	1900/1560/1205	1900/1550/1200	2400/2050/1750
External static pressure	Pa						
Weight unit	kg	18.5	23.0	30.2	40.5	40.5	46
Dimensions unit (WxDxH)	mm	700x635x210	880x674x210	1100x774x249	1360x774x249	1360x774x249	1200x874x300
OUTDOOR UNIT		38QUS012DS-1	38QUS018DS-1	38QUS024DS-1	38QUS030DS-1	38QUS036DS-1	38QUS048DS-1
Sound power level	dB(A)	65	65	69	70	70	75
Sound pressure level	dB(A)	56	57	61	62	64	64
Airflow	m3/h	2100	2100	2700	4300	4150	6800
Weight	kg	28.5	38.0	50.0	62.9	70.5	95.1
Dimensions (WxDxH)	mm	800×333×554	800×333×554	845×363×702	946x410x810	946x410x810	952x415x1333

Notes:
Cooling Capacities are based on 27°C (WB) indoor air temperature and 35 °C (DB) / 24 °C (WB) outdoor air temperature.
Heating Capacities are based on 20 °C (DB) / 15 °C (WB) indoor air temperature and 7 °C (DB) / 6 °C (WB) outdoor air temperature.

Carrier
United Technologies

www.beijerref-carrier.com

Inverter Ducted I 42QSS/38QUS-DT

FEATURES

Compact and versatile is the ideal choice for new or refurbished buildings.

- Slim line profile that allows installation in applications with low available height.
- Automatic static pressure control.
- Reliable and durable unit thanks to high efficient DC rotary inverter driven compressor.
- Max static pressure 160pa.
- Easy installation and maintenance as all components can be accessed by removing the grille.
- Equipped with fresh air intake.
- Built in Drain Pump that can lift the condensate water up to 750 mm.
- Standard equiped air filter.
- Choice of wired (optional) or wireless controls (standard).



Unit

Remote controle

TECHNICAL SPECIFICATIONS

INDOOR UNIT		42QSS036DS-1	42QSS048DS-1	42QSS060DS-1
OUTDOOR UNIT		38QUS036DT-1	38QUS048DT-1	38QUS060DT-1
Cooling capacity	kW	10.2 (3.6~11.0)	13.7 (4.9~14.2)	15.4 (5.2~16.0)
Heating capacity	kW	12.7 (2.7~13.5)	15.4 (4.7~16.9)	17.6 (4.8~18.8)
Heating capacity at -7°C	kW	9,9	11,6	12,6
P design capacity cooling	kW	10,2	13,7	15,4
P design capacity heating (average)	kW	10,0	11,5	12,0
Temp range cooling	°C	-10~46	-10~46	-10~46
Temp range heating	°C	-15~24	-15~24	-15~24
SEER / SCOP (warmer) / SCOP (average)		6.2 / 5.0 / 4.0	5.9 / 5.4 / 4.0	5.5 / 5.1 / 4.0
Energy label		A++ / A++ / A+	A+ / A+++ / A+	A / A+++ / A+
Yearly energy consumption	kWh	577/3481/2912	813/4030/3206	963/4196/3328
Power supply	V-ph-Hz	380-415V, 3ph, 50Hz	380-415V, 3ph, 50Hz	380-415V, 3ph, 50Hz
Standard current (cooling)	A	6,2	8,4	11,0
Standard input (cooling)	W	3890	5230	6630
Standard current (heating)	A	5,3	6,9	8,6
Standard input (heating)	W	3390	4240	5140
Refrigerant amount R410a	kg	3,65	4,00	4,30
Liquid side / Gas side	inch	3/8"-5/8"	3/8"-5/8"	3/8"-5/8"
Standard piping length	m	5	5	5
Min. piping length	m	3	3	3
Max. piping length	m	50	50	50
Max. difference	m	25	25	25
Additional charge	g/m	30	30	30

INDOOR UNIT		42QSS036DS-1	42QSS048DS-1	42QSS060DS-1
Sound power level	dB(A)	65	71	76
Sound pressure level (H/M/L/S)	dB(A)	47/45/43	53/51/49	58/56/54
Airflow (H/M/L/S)	m3/h	1900/1550/1200	2400/2050/1750	2500/2100/1800
External static pressure	Pa			
Weight unit	kg	40.5	46	46
Dimensions unit (WxDxH)	mm	1360x774x249	1200x874x300	1200x874x300
OUTDOOR UNIT		38QUS036DT-1	38QUS048DT-1	38QUS060DT-1
Sound power level	dB(A)	70	75	77
Sound pressure level	dB(A)	64	64	64
Airflow	m3/h	4150	6800	7000
Weight	kg	85.3	108.1	112.8
Dimensions (WxDxH)	mm	946x410x810	952x415x1333	952x415x1333

Notes:
Cooling Capacities are based on 27°C (WB) indoor air temperature and 35 °C (DB) / 24 °C (WB) outdoor air temperature.
Heating Capacities are based on 20 °C (DB) / 15 °C (WB) indoor air temperature and 7 °C (DB) / 6 °C (WB) outdoor air temperature.

WEATHERMAKERS TO THE WORLD

Carrier

United Technologies

Built on Willis Carrier's invention of modern air conditioning in 1902, Carrier is the world leader in heating, air-conditioning and refrigeration solutions. We constantly build upon our history of proven innovation with new products and services that improve global comfort and efficiency.

The Invention That Changed the World

In 1902, Willis Carrier solved one of mankind's most elusive challenges by controlling the indoor environment through modern air-conditioning. His invention enabled countless industries, promoting global productivity, health and personal comfort.

Today, Carrier innovations are found across the globe and in virtually every facet of daily life. We create comfortable and productive environments, regardless of the climate. We safeguard the global food supply by preserving the quality and freshness of food and beverages. We ensure health and well-being by enabling the proper transport and delivery of vital medical supplies under exacting conditions. We provide solutions, services and education to lead the green building movement. These mark just a handful of the ways that Carrier works to make the world a better place to live, work and play.

Beijer Ref has at its objective to grow faster than the market and to continue to grow as a global operator. Growth shall be made both organically and through acquisition.

BEIJER REF, ONE OF THE LARGEST REFRIGERATION WHOLESALERS IN THE WORLD

Beijer Ref is one of the largest operators in the world in the global refrigeration wholesale market. We sell refrigeration systems, components for refrigeration systems, air-conditioning and heat pumps via around 330 branches in 32 countries, 1,200 suppliers, 100,000 products and 60,000 customers. We are a technology-oriented trading and manufacturing Group which, through added-value products, offers its customers competitive solutions within refrigeration and air-conditioning.

BUSINESS CONCEPT – TO OFFER ADDED VALUE

Beijer Ref's business concept is to be a technology-oriented trading Group which, through added-value products, offers its customers competitive solutions within refrigeration and air-conditioning.

BUSINESS MODEL

Our value chain consists of purchasing; own manufacturing and customer adaptation of products by contributing technical expertise; efficient logistics and warehousing; and system solutions. We meet our customers through a market-adapted sales organisation consisting of 330 branches which also offer technical support and service.

Our organisation is characterised by decentralisation. Of the Group's around 2,500 employees, only 15 persons are attached to the head office. The objective is to create well-functioning local companies which work close to their markets and get the necessary support from the Group functions.

LARGE PRODUCT RANGE CLOSE TO THE CUSTOMER

Beijer Ref operates in a global market where the demand for new installations is to a great extent controlled by the general economy, whilst the demand for repair and maintenance work is more stable.

Other external factors also influence Beijer Ref's sales. One example is the rising living standards seen in many parts of Africa and Asia. Improved economic conditions lead to increased demand for commercial refrigeration, comfort cooling and air-conditioning.

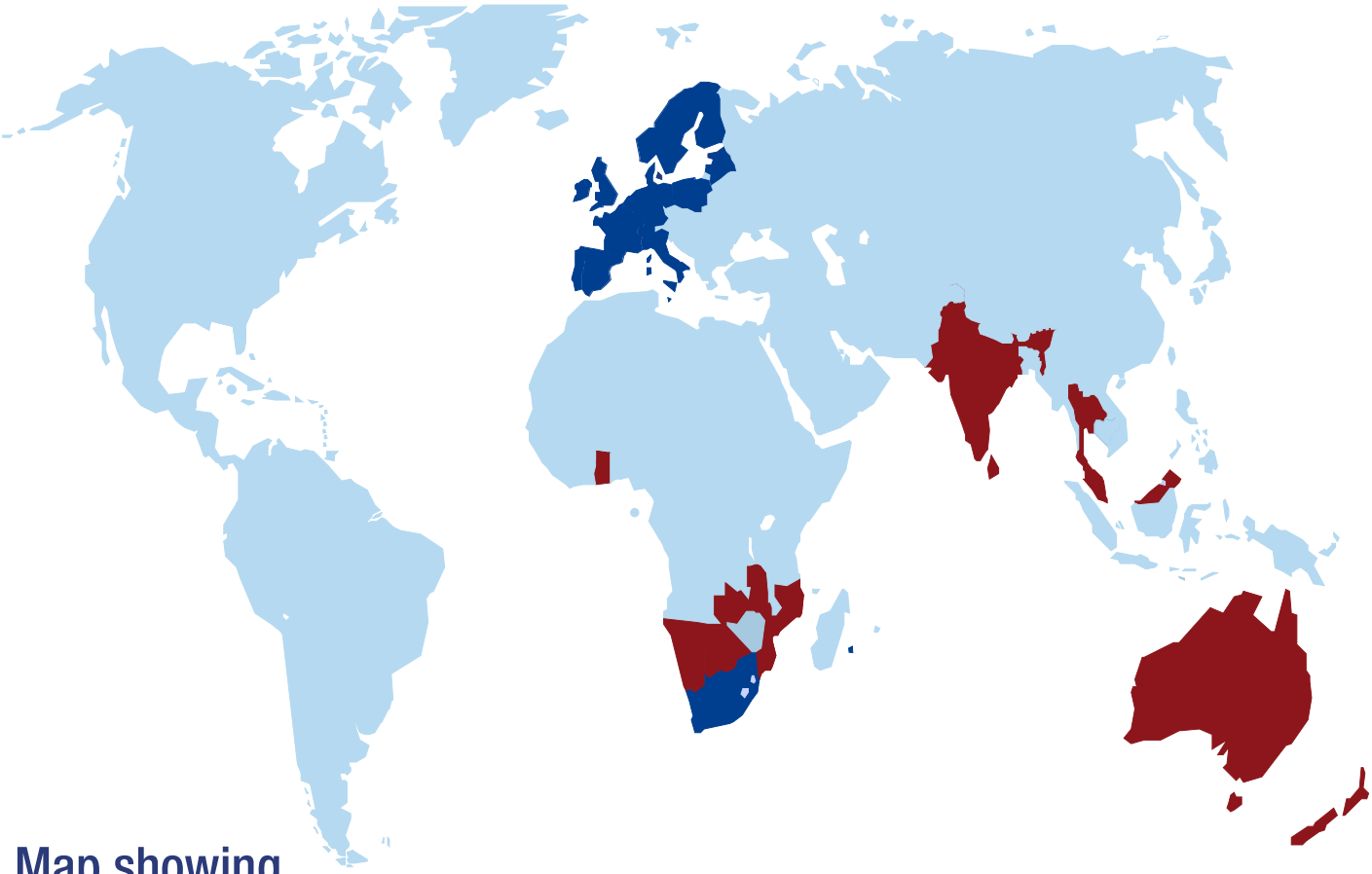

Map showing

Dark blue = countries in which Beijer Ref is sole distributor of Carrier DX
Red = Beijer Ref is one of the five largest operators

BELGIUM	IRELAND	POLAND
ECR Belgium BVBA	DWG Refrigeration Wholesale Ltd	Beijer Ref Polska Sp. z o.o
Ingberthoeveweg, 3B	Unit 2, Broomhill Business Park, Tallaght	Al. Krakowska 22
2630 Aartselaar	IE-D24 W6FV, Dublin 24	Sekocin Nowy
Belgium	Ireland	05-090 Raszyn
Phone: +323 457 91 32	Phone: +353 1 462 7311	Poland
Fax: +323 457 93 55	Fax: +353 1 462 7315	Phone: +48 22 715 58 58
www.ecr-belgium.be	www.dwgasco.ie	Fax: +48 22 715 58 60
		www.beijer.pl

DENMARK	ITALY	SPAIN
H. Jessen Jürgensen A/S	ECR Italy SpA	BEIJER ECR Iberica S.L
Tempovej 18-22	Via Socrate 32/34	Calle San Dalmacio, 18
2750 Ballerup	20128 Milano	Poligono Industrial Villaverde Alto
Denmark	Italy	28021 Madrid
Phone: +45 70 27 06 07	Phone: +39 02 25 20 081	Spain
Fax: +45 70 26 34 05	Fax: +39 02 25 20 080	Phone: +34 917230497
www.hjj.dk	www.ecritaly.it	Fax: +34 917964752
		www.beijer.es

ESTONIA

Külmakomponentide OU
Kadaka tee 1
10621 Tallin
Estonia
Phone: +372 651 80 60
Fax: +372 651 80 66
www.kylm.ee

FINLAND

OY Combi Cool AB
Ruosilantie 14E
00390 Helsinki
Finland
Phone: +358 9 777 12 30
Fax: +358 9 79 09 35
www.combicool.fi

FRANCE

DELMO S.A.S
12 Rue des Fréres Lumière
FR-69720 Saint Bonnet de Mure
France
Phone: +33 437 578 712
Fax: +33 472 483 050
www.delmo.fr

GFF SAS
12, Rue des Frères Lumières
FR-69720 Saint Bonnet de Mure
France
Phone: +33 472 483 000
Fax: +33 472 483 050
www.lagff.com

GERMANY

Beijer Ref Deutschland GmbH
Gneisenaustrasse 15
D-80992 München
Germany
Phone: +49 89 958 948 7-90
Fax: +49 89 958 948 9-91
www.beijerref.de

LATVIA

Max Cool SIA
Karla Ulmana gatve 2
Riga LV 1004
Latvia
Phone: +371 6739 57 57
Fax: +371 6739 57 45
www.maxcool.lv

LITHUANIA

UAB Beijer Refrigeration
Savanoriu pr 189
2053 Vilnius
Lithuania
Phone: +370 5 23 11 762
Fax: +370 5 23 11 763
www.refrigeration.lt

NETHERLANDS

Coolmark BV
Zweth 6
2991 LH Barendrecht
The Netherlands
Phone: +31 180 751 300
Fax: +31 180 751 305
www.coolmark.nl

ECR Nederland BV
Collseweg 26
5674 TR Nuenen
The Netherlands
Phone: +31 40 299 0600
Fax: +31 40 299 0699
www.ecr-nederland.nl

NORWAY

Schlössser Möller Kulde AS
Ole Deviks vei 18
0611 Oslo
Norway
Phone: +47 23 37 93 00
Fax: +47 23 37 93 10
www.smk.as

SWEDEN

Kylma AB
Box 8213
163 08 Spånga
Sweden
Phone: +46 8 598 908 00
Fax: +46 8 598 908 91
www.kylma.se

SWITZERLAND

Charles Hasler AG
Althardstrasse 238
8105 Regensdorf
Switzerland
Phone: +41 44 843 9393
Fax: +41 44 843 9399
www.charles-hasler.ch

UNITED KINGDOM

RW Refrigeration Wholesale Ltd
15 Bruntcliffe Avenue
Leeds 27 Industrial Estate
Morley, Leeds
LS27 0LL
United Kingdom
Phone: +44 1372 362 662
Fax: +44 1372 386 239
www.urruk.co.uk

Dean & Wood Ltd
15 Bruntcliffe Avenue
Leeds 27 Industrial Estate
Morley, Leeds
West Yorkshire LS27 0LL
United Kingdom
Phone: +44 1372 362 662
Fax: +44 1372 386 239
www.dean-wood.co.uk

SOUTH AFRICA

Metraclark
2 Astron Road Denver
Johannesburg, Gauteng
ZA-Johannesburg
South Africa
Phone: +27 116 200 300
Fax: +27 862 991 558
www.metraclark.co.za

Carrier

United Technologies

www.beijerref-carrier.com

BEIJER REF

150 YEARS IN BUSINESS